



**Manufacturing Specification for  
BELT CEREMONIAL  
WHITE PVC PARADE BELT WAIST  
ROYAL MARINES BAND SERVICE (RMBS)**

**Defence Clothing**

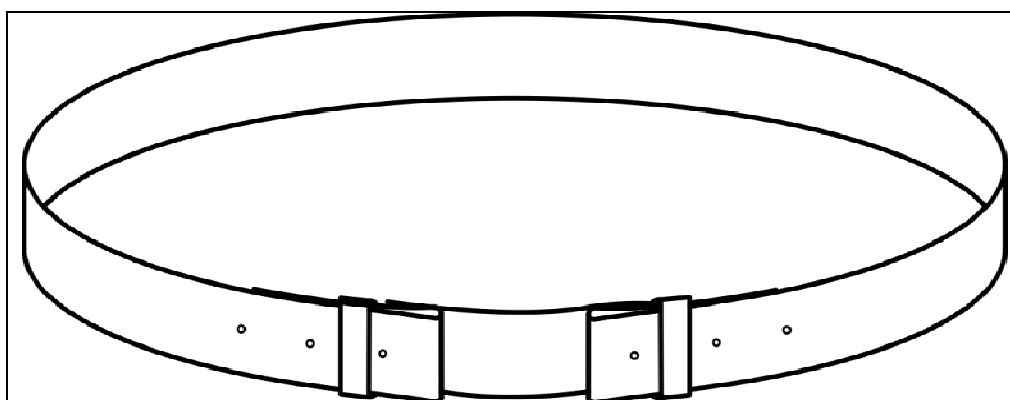
PROPERTY OF  
MINISTRY OF DEFENCE



THE PRODUCT

Item Description	NATO Stock No(s)	Pattern No (s)
BELT CEREMONIAL, WHITE PVC PARADE BELT, WAIST, RMBS, SIZE SMALL	8440-99-981-9379	D01228
BELT CEREMONIAL, WHITE PVC PARADE BELT, WAIST, RMBS, SIZE MEDIUM	8440-99-981-9380	D01229
BELT CEREMONIAL, WHITE PVC PARADE BELT, WAIST, RMBS, SIZE LARGE	8440-99-981-9381	D01230
BELT CEREMONIAL, WHITE PVC PARADE BELT, WAIST, RMBS, SIZE EXTRA LARGE	8440-99-981-9382	D01231
BELT CEREMONIAL, WHITE PVC PARADE BELT, WAIST, RMBS, SIZE OUTSIZE	8440-99-571-8346	D01228 TG

<b>Technical Support</b>	Defence Clothing (DC)
--------------------------	-----------------------



**Any colour shown in this document is for representation and must not be used for colour matching.**

IPR STATEMENT

This specification contains information which is proprietary to the Secretary of State for Defence and shall remain the property of the Secretary of State. It is issued in strict confidence and must not be seen by any unauthorised person. The specification is supplied solely for the purpose of Information/Tender/Contract and shall not be copied or reproduced or used for any other purpose whatsoever without the express prior written permission of the Secretary of State as represented by the Intellectual property rights group.

**Technical documents in this specification refer to the edition current at the date of tender or contract unless otherwise stated.**

**CROWN COPYRIGHT RESERVED**

1. ISSUE RECORD

Issue No	Comments	Issue Date
1	1 <sup>st</sup> Edition	21 July 2009

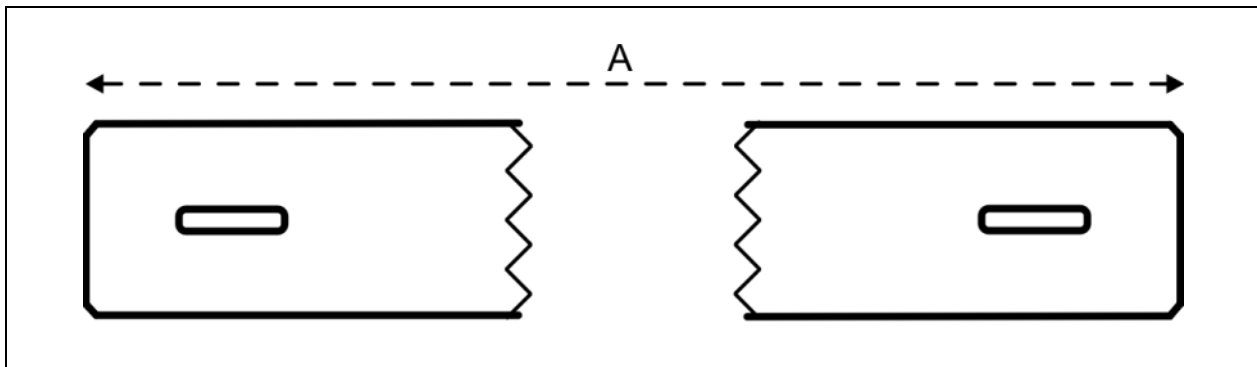
2. BILL OF MATERIALS

Refer to Technical Data Sheets at Section 7

3. PATTERNS

- a. Master Patterns. The DC holds a Master Pattern for this product. Potential contractors may view the pattern on site by arrangement with the DC Commercial Department.
- b. Standard Patterns. A Standard Pattern may be obtained from the DC Technical Information Office and may be used to provide the criteria for all materials, components and manufacturing features not fully defined in this specification.

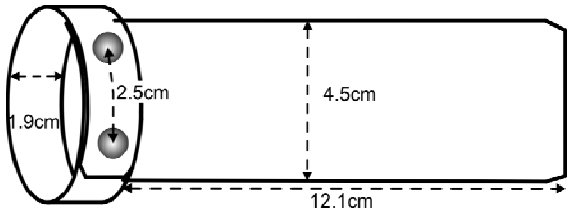
4. GARMENT SIZING



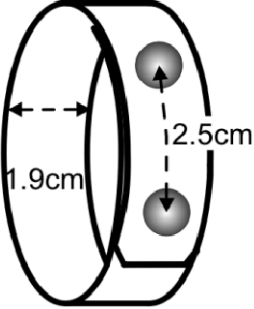
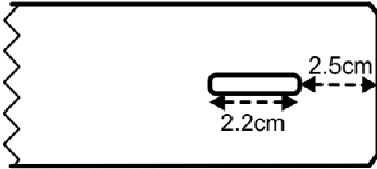
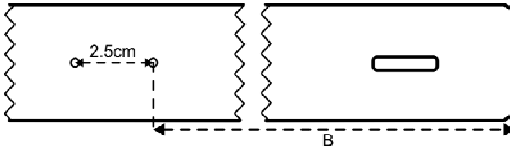
All measurements are in centimetres. Measurements are made when belt is laid flat.

Size	Overall length <b>A</b>
Small	96.5
Medium	117
Large	137
XLarge	152
Outsize	N/A

5. CONSTRUCTION

PART	DETAIL
<p>BELT</p>	<ul style="list-style-type: none"> <li>• One-piece section</li> <li>• Belt length dependent on size</li> <li>• Belt width 4.5cm</li> <li>• Belt comes complete with:               <ul style="list-style-type: none"> <li>• One slider</li> <li>• One slider with tongue</li> </ul> </li> </ul>
<p>SLIDER WITH TONGUE</p>  <p>Total loop length 17.5cm long, overlap of 4.5cm Distance between rivets 2.5cm (centre to centre)</p>	<ul style="list-style-type: none"> <li>• Slider 1.9cm wide</li> <li>• Slider total length 17.5cm</li> <li>• Corners are to be chamfered at one edge as per standard pattern</li> <li>• Formed with a 4.5cm overlap, with chamfered corners to outer side.</li> <li>• Tongue 4.5cm wide</li> <li>• Tongue total length 14cm</li> <li>• Length of tongue from slider 12.1cm</li> <li>• Corners chamfered at one edge as per standard pattern</li> <li>• Slider overlap and tongue (non-chamfered edge) are to be aligned as per the standard pattern and securely riveted with two rivets.</li> <li>• Rivets to be positioned centrally within the overlap and 2.5cm apart</li> <li>• Ensure that the overlap on the slider points towards the ground when the belt is worn (Diagram is correct)</li> <li>• When the belt is worn, the tongue is fitted on the left-hand end</li> </ul>

5. CONSTRUCTION continued

<p style="text-align: center;"><b>SLIDER</b></p>  <p>Total length of loop 17.5cm Overlap 4.5cm</p>	<ul style="list-style-type: none"> <li>• Slider 1.9cm wide</li> <li>• Total length 17.5cm</li> <li>• Corners chamfered at one edge as per standard pattern</li> <li>• Formed with a 4.5cm overlap, with chamfered corners to outer side.</li> <li>• Securely riveted together with two rivets, rivets positioned centrally within overlap</li> <li>• Ensure that the overlap on the sliders points towards the ground when the belt is worn. Diagram is correct.</li> </ul>															
<p style="text-align: center;"><b>BELT END</b></p> 	<ul style="list-style-type: none"> <li>• Belt ends are to have chamfered corners as on the standard pattern</li> <li>• Each end of the belt is to have a slot 2.2cm long and 3.5mm wide with radial ends</li> <li>• Positioned 2.5cm from the each end</li> </ul>															
<p style="text-align: center;"><b>ADJUSTMENT HOLES</b></p> 	<ul style="list-style-type: none"> <li>• The belt is to have adjustment holes on each end</li> <li>• 3mm in diameter, 2.5mm apart and positioned centrally on the width of belt</li> <li>• Position and number as follows:-</li> </ul> <table border="1" data-bbox="727 1489 1439 1848"> <thead> <tr> <th>Size</th> <th>Position of 1<sup>st</sup> hole from end <b>B</b></th> <th>Number of holes</th> </tr> </thead> <tbody> <tr> <td>Small</td> <td>20.3</td> <td>5</td> </tr> <tr> <td>Medium</td> <td>22.8</td> <td>7</td> </tr> <tr> <td>Large</td> <td>25.4</td> <td>7</td> </tr> <tr> <td>Extra large</td> <td>28</td> <td>7</td> </tr> </tbody> </table>	Size	Position of 1 <sup>st</sup> hole from end <b>B</b>	Number of holes	Small	20.3	5	Medium	22.8	7	Large	25.4	7	Extra large	28	7
Size	Position of 1 <sup>st</sup> hole from end <b>B</b>	Number of holes														
Small	20.3	5														
Medium	22.8	7														
Large	25.4	7														
Extra large	28	7														

6. PACKAGING AND LABELLING REQUIREMENTS

- a. Belts are to be supplied rolled or flat, not folded.
- b. Each individual NSN should be packed in suitably sealed clear polythene bags, and clearly labelled with the Item Description, NSN, Contract Number and Year of Manufacture, Quantity and Denomination.

SPECIMEN LABEL (example)

Item Description: BELT PARADE RMBS SMALL
NSN: 8440-99-981-9379
Contract Number/Year of Manufacture: ABC123 / 2009
Quantity: 1
Denomination: Each

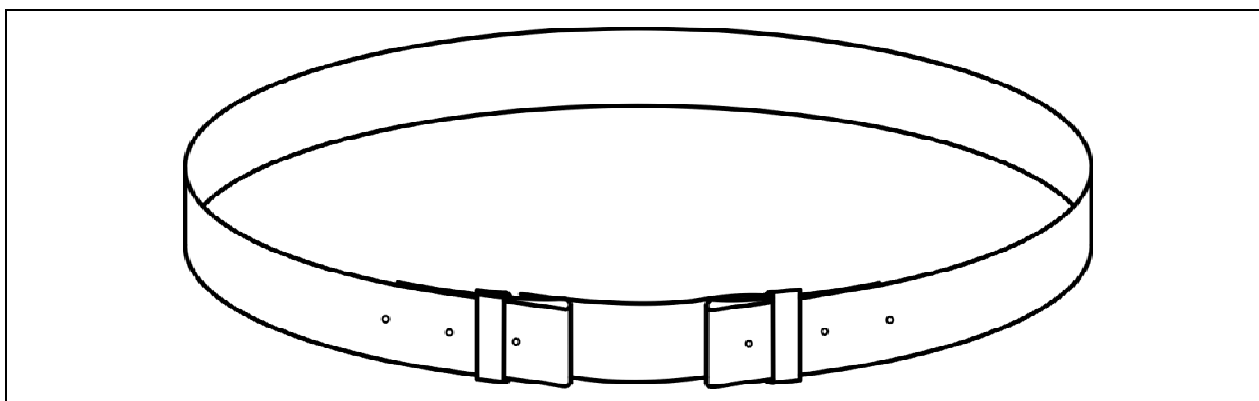
- c. Individually packed items that are to be boxed together should be packaged and labelled in accordance with the details laid down in the contract.
- d. Multiple boxes may be shipped on pallets in accordance with the details laid down in the contract.
- e. Under no circumstances should the contractor's name, logo or trademark appear on any form of labelling

NATO Stock Numbers and Sizes

Item Description	NATO Stock No(s)	Pattern No	Range size in Inches <b>without</b> buckle	Range size in Inches <b>with</b> buckle (+3")
BELT PARADE RMBS SMALL	8440-99-981-9379	D01228	25 to 29	28 to 32
BELT PARADE RMBS MEDIUM	8440-99-981-9380	D01229	30 to 36	33 to 39
BELT PARADE RMBS LARGE	8440-99-981-9381	D01230	37 to 43	40 to 46
BELT PARADE RMBS EXTRA LARGE	8440-99-981-9382	D01231	42 to 48	45 to 51
BELT RMBS PARADE OUTSIZE	8440-99-571-8346	D01228 TO GUIDE	To Order	To Order

Note – Belts are supplied without buckles

7. TECHNICAL DATA SHEETS



BELT CEREMONIAL WHITE PVC PARADE BELT WAIST RMBS

<b>Specification No.</b>	DC/MS/6392
<b>Item Description</b>	BELT CEREMONIAL WHITE PVC PARADE BELT WAIST ROYAL MARINES BAND SERVICE (RMBS)
<b>Pattern No.</b>	D01228, D01229, D01230 and D01231
<b>NATO Stock No.</b>	8440-99-981-9379 to 9382 and 8440-99-571-8346
Scope: A white PVC belt worn by the Royal Marines Band Service, complete with one slider and one slider with tongue. Supplied in five sizes including an outside measure	

Related Specifications	Title
UK/SC/5126	Insignia, Buttons, Pins, plates & Titles manufactured from Gilding Metal, Brass and Nickel Silver

Fabric		
Reference	Description	Notes
To match quality of standard pattern for substance, finish and shade.	WHITE 'pressed' PVC in a matt finish Thickness 3mm (belt and tongue), 2mm (slider loop)	Quality of substance, finish and shade is highly important to customer.

Components			
Component	Size / Colour	Reference /Description	Notes
RIVETS	10mm Silver	SLIDERS Brass metal, bright chromium plated	As on standard pattern or an alternative approved by DC To UK/SC5126