

CHAPTER 2

RAF ORDERS OF DRESS - MALE PERSONNEL

Contents

Para No/Page No

Introduction

Page 2 - 4

No 1 Service Dress

Occasions For Wear & Authorised Ensemble

Para 0201 - 0211

Illustration - No 1 Service Dress (No 1 SD)

Page 2 - 8

Orders of Dress - No 1 SD

Page 2 - 9

Illustration - No 1 SD & 1A Service Dress (AVM rank and above)

Page 2 - 10

Orders of Dress - No 1 SD & 1A Service Dress (AVM rank and above)

Page 2 - 11

No 2 Service Working Dress

Occasions For Wear & Authorised Ensemble

Para 0212 - 0220

Illustration - No 2 (Full) Service Working Dress (No 2 SD)

Page 2 - 14

Orders of Dress - No 2 SD

Page 2 - 15

Illustration - No 2A (Long Sleeve) Routine Working Dress

Page 2 - 16

Orders of Dress - No 2A (Long Sleeve) Routine Working Dress

Page 2 - 17

Illustration - No 2B (Short Sleeve) Routine Working Dress

Page 2 - 18

Orders of Dress - No 2B (Short Sleeve) Routine Working Dress

Page 2 - 19

Illustration - No 2C (Restricted Trade) Routine Working Dress

Page 2 - 20

Orders of Dress - No 2C (Restricted Trade) Routine Working Dress

Page 2 - 21

No 3 Service Dress – Operational Clothing

Occasions For Wear & Authorised Ensemble

Para 0221 - 0226

Illustration – Combat Soldier 95 (CS 95)

Page 2 - 25

Orders of Dress – CS 95

Page 2 - 26

No 4 Service Dress - Optional Mess Dress

Occasions For Wear & Authorised Ensemble

Illustration – No 4 Optional Mess Dress

Orders of Dress – No 4 Optional Mess Dress

Para 0227

Page 2 – 27

Page 2 – 28

No 5 Service Dress - Mess Dress

Occasions For Wear & Authorised Ensemble

Illustration – No 5 Mess Dress

Orders of Dress – No 5 Mess Dress

Para 0228 - 0239

Page 2 – 31

Page 2 – 32

No 6, 7 & 8 Service Dress (Warm Weather Areas)

Dates of Changeover

No 6 & 6A Service Dress - Occasions For Wear & Authorised Ensemble

Illustration – No 6 Service Dress

Orders of Dress – No 6 Dress

Illustration – No 6A Full Ceremonial Dress – Officers Only

Orders of Dress – No 6A Full Ceremonial Dress – Officers Only

Para 0240 - 0241

Para 0242 - 0249

Page 2 – 35

Page 2 – 36

Page 2 – 37

Page 2 – 38

No 7 Service Dress (Warm Weather Areas)

No 7A & 7B Service Dress - Occasions For Wear & Authorised Ensemble

Illustration – No 7A & 7B Routine Dress – Male All Ranks

Orders of Dress – No 7A & 7B Dress – Male All Ranks

Para 0250 - 0252

Page 2 – 41

Page 2 – 42

No 8 Service Dress - Mess Dress - Warm Weather Areas

No 8 Mess Dress - Occasions For Wear & Authorised Ensemble

Illustration – No 8 Mess Dress

Orders of Dress – No 8 & 8A Mess Dress

Para 0253 - 0255

Page 2 – 44

Page 2 - 45

No 9, 10, 11 Service Dress (Musicians)

No 9, 10 & 11 Dress – General

Para 0256

Outerwear

Illustration - Greatcoats – Officers & Below

Page 2 – 47

Illustration - General Purpose Jacket and MVP Rainwear – All Ranks

Page 2 – 48

Chapter 2 - Introduction

This chapter illustrates, through a selection of explanatory notes and illustrations the various orders of dress for male RAF personnel and stipulates the occasions on which each type of uniform should be worn. In these regulations and tables, master aircrew are included in any general reference to warrant officers. Male officers and airmen of the PMRAFNS are to comply with the RAF orders of dress. Chaplains also conform to these orders, except where stated otherwise.

No 1 Service Dress Uniforms – Male Officers and Airmen

0201. Occasions For Wear.

a. No 1 Service Dress Uniform (No 1 SD). The No 1 SD is to be worn on all formal and ceremonial occasions as ordered by MOD or Commanders in Chief (CINCs). Additionally, local commanders have the discretionary power to authorise its wear at other times. Illustrations and relevant Orders of dress are detailed at the end of this section.

b. No 1A SD Uniform (Ceremonial Day). No 1A SD is identical to No 1 SD, except that ceremonial sash and shoulder boards are worn by entitled officers. It is worn when No 1A Dress is appropriate formally on parade or in a formal representative role. The No 1A SD Uniform is restricted to:

(1) AVM rank and above.

(2) Officers assigned to the 1 Star posts of Comdt RAFC Cranwell, Air Officer Wales and Air Officer Scotland/NI. DNS (RAF), by nature of appointment, wears the AO sash but not ceremonial boards.

Authorised Ensemble

0202. Hat. Only the service issue No 1 SD hat may be worn, as follows:

a. Officers. Group Captains and above wear a hat with an embellished patent peak; Wing Commanders and below have a cloth-covered peak. Officer cadets wear a white band over the black mohair band.

b. Airmens. With the exception of RAFP, the airman's No 1 SD hat, with a black patent peak and sewn on hat badge is to be worn by all non-commissioned ranks. The WO's hat has an anodised badge depicting an eagle above laurel leaves, surmounted by a crown in lieu of the airmen's badge. RAFP WO & below wear a white topped No 1 SD hat with appropriate anodised badge.

0203. Jacket & Trousers. The No 1 SD uniform is manufactured as a suit, from the same length of fabric; therefore the jacket from one issue should not be worn with the trousers of another. All commissioned ranks and WO's wear the same style jacket. However, the following officers also wear plain shoulder boards:

- a. AVM and above.
- b. Officers assigned to those 1 Star posts detailed at Para 0201 b (2).
- c. All officers who are entitled to wear aiguillettes and/or the Royal Cypher (including Honorary Chaplains to the Sovereign).

All airmen of FS rank and below wear the same style jacket, incorporating the eagle shoulder badge.

0204. Ironing of No 1 SD. The styling of the jacket is not to be altered by ironing-in pleats or creases. Uniform jacket sleeves are constructed to meet the physical silhouette of the arm in repose. When the arm is held stiffly in the “attention”, ironed-in creases merely accentuate the distortion of the back of the jacket. Sleeves should only be lightly pressed, using a damp cloth, to iron out lateral creases, this can be best achieved by using a sleeve board. The No 1 SD trousers are to be worn with pressed in creases, front and back, extending the full length of each leg.

0205. Shirt. The Service issue long-sleeved wedgwood blue shirt is to be worn. It is to be worn with creases pressed in on each sleeve running from the centre of the epaulette to the cuff.

0206. Tie. A plain black Service issue tie is to be worn, secured with a Windsor knot. Chaplains may wear a clerical collar with a spade stock.

0207. Shoes. Highly polished black leather Oxford pattern shoes are to be worn by officers and WOs. All other ranks are to wear DMS shoes.

0208. Gloves. Brown Service issue leather gloves are to be worn by officers and WOs when on parade and at other times as ordered. White gloves will be worn if swords are carried. If ordered, airmen wear issue black leather issue gloves. As detailed in Chapter 9, personnel may be required to wear white cotton gloves on certain ceremonial occasions.

0209. Blue Sash. The following personnel are authorised to wear the blue sash on the occasions shown:

- a. Officers employed as HM the Queen’s Gentlemen Ushers.
- b. Officers when employed on AFB ushering duties.
- c. WOs and SNCOs of the Queens Colour Squadron when on parade.

- d. IOT and recruit training instructors at established recruit or trade training establishments. It is only to be worn whilst on parade.
- e. WOs and SNCO escorts to Queens Colours, (does not apply to Sqn standards).

0210. Greatcoat. The wearing of greatcoats with No 1 SD is authorised as follows:

a. Parades & Ceremonial. When required, for inclement weather, etc, the greatcoat is the authorised wear for ceremonial occasions and parades. Except for personnel who possess their own serviceable issue, greatcoats are provided on loan as required, in accordance with **RAF GAI 1020**.

b. Other occasions (Non Ceremonial). When required for inclement weather and unless otherwise ordered, on non-ceremonial occasions, individuals who have their own serviceable issue greatcoats may wear greatcoats with their No 1 SD.

0211. Officer-style greatcoats have provision for a sword slit. For Air Cdres and below greatcoats have built in shoulder straps with blue/black rank braid. Greatcoats for AVM and above have two sets of detachable shoulder straps, one set with conventional blue/black rank braid whilst the other is ranked in gold, with embellishments.

No 1 SERVICE DRESS UNIFORM (No 1 SD) – MALE OFFICERS AND AIRMEN



Officer



WO



FS & Below

ORDERS OF DRESS – No 1 SERVICE DRESS UNIFORM – MALE OFFICERS AND AIRMEN

Short Description and Occasions for Wear	Uniform Items	Notes
<p>No 1 Service Dress Uniform</p> <p>(No 1 SD)</p> <p>Reserved for parades, ceremonial and other formal occasions, as ordered.</p>	<p>Hat: No 1 SD Hat.</p> <p>Jacket: No 1 SD.</p> <p>Trousers: No1 SD Trousers (Note 1).</p> <p>Shirt: Issue Long sleeve Wedgwood Blue.</p> <p>Tie: Black Issue.</p> <p>Shoes: Black issue, highly polished oxfords for officers and WOs, DMS for other ranks.</p> <p>Coat: Greatcoat if required/ordered (Note 2).</p> <p>Gloves: Brown leather for officers and WOs - white if sword is carried. If ordered, other ranks wear black issue leather. (Note 3)</p>	<p>1. To ensure correct hanging of the trousers, issue braces are to be worn.</p> <p>2. Greatcoats may be ordered for parades/ceremonial duties if required. No other form of outerwear is to be worn with No 1 SD when on parades/ceremonial duties. When not on parade/ceremonial duty and not otherwise ordered, the greatcoat or Service issue blue rain jacket may be worn with No 1 SD.</p> <p>3. Regardless of season, officers and WOs are to wear brown leather gloves on all parades when in No 1 SD (except when swords are carried) and when ordered on other ceremonial and formal occasions. Additionally, brown gloves may be worn or carried when in No 1 SD unconnected with ceremonial. On certain ceremonial occasions, as detailed at Chap 9, white cotton gloves and white webbing belts will be worn by detailed personnel.</p>

No 1 and 1A SERVICE DRESS UNIFORM (No 1 SD & No 1A SD) – MALE AVM AND ABOVE



No 1 SD AVM & Above



No 1A

ORDERS OF DRESS – No 1 and 1A SERVICE DRESS UNIFORM – MALE AVM AND ABOVE (See Note)

Short Description/Occasion for Wear	Uniform Items
<p>No 1 Service Dress Uniform (AVM and above)</p> <p>(No 1 SD)</p> <p>Reserved for parades, ceremonial and other formal occasions as ordered.</p> <p>No 1A Service Dress – Ceremonial Day Dress. (No 1A SD)</p> <p>Reserved for certain ceremonial occasions as ordered. Always worn with medals and decorations if held.</p>	<p>As for No 1 SD with following exceptions:</p> <p>Hat: The double row of embellished gold oak leaf depicts an air officer.</p> <p>Shoulder Boards: Plain boards are worn only with No 1 SD.</p> <p>As for No 1 SD with following exceptions:</p> <p>Shoulder Boards: Embellished shoulder boards fixed by means of shoulder loops and 27 ligne-anodized buttons.</p> <p>Sash: Air Officer gold/blue.</p> <p>Gloves: White cotton.</p>

Note: Also applies to those officers assigned to the 1 Star posts of Comdt RAFC Cranwell, Air Officer Wales and Air Officer Scotland/NI. DNS (RAF) wears AO Ceremonial Sash only.

No 2 Service Working Dress – Male Officers and Airmen

0212. Occasions for Wear. Except where a specific order of dress has been prescribed, the under mentioned modes of No 2 Service Working Dress are permitted:

a. No 2 (Full) Service Working Dress Uniform (No 2 SD). No 2 SD is jersey and long sleeve shirt mode; it has two options, with and without tie. All personnel may wear No 2 SD indoors and outdoors, as a routine working dress, throughout the year.

b. No 2A (Long Sleeved) Routine Working Dress Uniform (No 2A SD). No 2A SD is long sleeve shirt no jersey mode and is always worn with tie. All personnel may wear No 2A dress, indoors and outdoors, as a routine working dress, throughout the year.

c. No 2B (Short Sleeved) Routine Working Dress Uniform (No 2B SD). No 2B SD is short sleeve shirt mode and is never worn with tie. All personnel may wear No 2B dress, indoors and outdoors, as a routine working dress, throughout the year.

d. No 2C (Restricted Trade) Routine Working Dress Uniform (No 2C SD). Only those personnel detailed at Para 0216(c) may wear No 2C SD, indoors and outdoors, as a routine working dress, throughout the year.

Illustrations and relevant Orders of dress are detailed at the end of this section

No 2 Service Working Dress – Authorised Ensemble

0213. Hat. A beret, forage cap (optional extra at own expense) or No 1 SD hat may be worn by airmen. Officers may wear a No 1 SD hat or forage cap; RAF Regiment officers may wear a beret. RAFP WO & below wear their white topped No 1 SD.

0214. Jersey. The service issue crew neck jersey is to be worn with working dress modes. If held, and still serviceable, the V-neck style jersey may be worn but it is never to be worn with an open neck shirt. Stable belts are not to be worn outside the jersey. When worn with the general purpose jacket the bottom of the jersey is not to protrude below the waistband of the jacket.

0215. Trousers. Only the Service issue No 2 SD trousers are to be worn. They are to be worn with pressed in creases front and back, extending the full length of each leg.

0216. Shirts.

a. Long-sleeved shirt. Only the Service issue long sleeved wedgwood blue shirt is to be worn with No 2 and 2A SD. It is to be worn with creases pressed in on each sleeve running from the centre of the epaulette to the cuff. Sleeves are never rolled up. When worn without jersey, a tie must be worn.

b. Short Sleeved shirt. Only the Service issue short-sleeved wedgwood blue shirt is to be worn with No 2B SD. It is to be worn with creases pressed in on each sleeve running from the centre of the epaulette to the sleeve end. A tie is never worn with this shirt.

c. Dark Blue Working Shirt. RAF dark blue working shirt, No 2C SD is authorised for wear, throughout the year, by airmen in those trades listed below. It is to be worn with creases pressed in on each sleeve running from the centre of the epaulette to the cuff. Sleeves may be rolled up. A tie is never worn with this shirt.

TG 1	Aircraft Engineering	TG 6	Mechanical Transport
TG 2	Electrical Engineering	TG 8	Fire Fighters only
TG 3	Ground Electronic Engineering	TG 13	Safety & Surface
TG 5	General Engineering	TG 18	Supply & Movements

0217. Footwear. Issue black oxfords or DMS shoes can be worn by officers and WOs. Other ranks wear DMS. Black issue socks are to be worn.

0218. Belts. The blue/grey issue belt is to worn with No 2A, 2B and 2C SD. Optionally, unless otherwise ordered, authorised pattern stable belts may be worn (**See Para 0139**). When stable belts are worn, the dark stripe is to be uppermost; the fastenings of the RAF Stable belt are to be secured over the left hip. Stable belts are not to be worn outside a jersey.

0219. Coats. Only issue outerwear is to be worn by officers or airmen. Unless otherwise detailed, personnel who are in possession of their own serviceable greatcoat may wear them with No 2 SD and No 2A SD uniforms.

0220. Gloves. Issue brown leather for officers & WOs, issue black leather for FS and below.

No 2 (FULL) SERVICE WORKING DRESS UNIFORM (No 2 SD) – MALE OFFICERS AND AIRMEN



With Tie



Without Tie

ORDERS OF DRESS - No 2 (FULL) SERVICE WORKING DRESS UNIFORM – MALE OFFICERS AND AIRMEN

Short Description and Occasions for Wear	Authorised Uniform Items	Notes
<p>No 2 (Full) Service Working Dress Uniform</p> <p>(No 2 SD)</p> <p>There are two modes of No 2 (Full) SD – with tie and without tie, but both always include the jersey. When specifically detailing individuals to wear No 2 SD, “with or without tie” should form part of the order.</p> <p>Unless otherwise ordered, can be worn as a standard working dress, indoors and outdoors all year round</p>	<p>Hat: No 1 SD for officers (Note 1), beret for other ranks (Note 2).</p> <p>Shirt: Issue long sleeve wedgwood blue (Note 3).</p> <p>Tie: Black Issue.</p> <p>Jersey: Issue blue/grey crew neck (Note 3).</p> <p>Trousers: No 2 SD.</p> <p>Belt: Blue/grey issue or optional Stable Belt (Note 4).</p> <p>Shoes: Black issue, highly polished oxfords or DMS for officers and WOs, DMS for other ranks.</p> <p>Socks: Black issue.</p> <p>Coat: Issue (blue) outerwear (Note 5).</p> <p>Gloves: Brown leather for officers and WOs, black leather issue for other ranks (Note 6).</p>	<ol style="list-style-type: none"> 1. Optional forage cap, RAF Regt officers only may wear beret. RAFP WO & below wear their white topped No 1 SD 2. Optional No 1 SD Hat or forage cap. 3. If tie is removed the collar is to be unbuttoned and worn external to jersey neck. If held, the old style V-neck jersey may be worn, but only with a tie; it cannot be worn with an open neck shirt at any time. If jersey is removed, a tie must be worn. 4. The stable belt is not to be worn on the outside of the jersey. 5. Optional for inclement weather. If worn, the jacket zip slider is to be zipped up to at least 10cm from the top zip stop. (Page 2-48) 6. Optional for inclement weather. Gloves can only be worn with jersey or outerwear

No 2A (LONG SLEEVED) ROUTINE WORKING DRESS (No 2A SD) – MALE



ORDER OF DRESS - No 2A (LONG SLEEVED) ROUTINE WORKING DRESS – MALE

Short Description and Occasions for Wear	Authorised Uniform Items	Notes
<p>No 2A (Long Sleeved) Routine Working Dress</p> <p>(No 2A SD)</p> <p>There is only one mode of No 2A SD - long sleeve shirt with tie and no jersey.</p> <p>Unless otherwise ordered, can be worn as a routine working dress, indoors and outdoors all year round.</p>	<p>Hat: No 1 SD for officers (Note 1), beret for other ranks (Note 2).</p> <p>Shirt: Issue long sleeve wedgwood blue (Note 3).</p> <p>Tie: Black issue (Note 3).</p> <p>Trousers: No 2 SD.</p> <p>Belt: Blue/grey issue or optional Stable Belt.</p> <p>Shoes: Black issue, highly polished oxfords or DMS for officers and WOs, DMS for other ranks.</p> <p>Socks: Black issue.</p> <p>Coat: Issue blue MVP/jeltex rain jacket or GPJ (Note 4)</p> <p>Gloves: Brown leather for officers and WOs, black leather issue for other ranks (Note 5).</p>	<p>1. Optional forage cap, RAF Regt officers only may wear beret. RAFP WO & below wear their white topped No 1 SD</p> <p>2. Optional No 1 SD Hat or forage cap.</p> <p>3. A tie is always to be worn with No 2A Dress, under no circumstances, even in the working place, are shirtsleeves to be rolled up.</p> <p>4. Optional for inclement weather. If worn, the jacket zip slider is to be zipped up to at least 10cm from the top zip stop. (Page 2-48)</p> <p>5. Optional for inclement weather. Gloves can only be worn with jersey or outerwear.</p>

No 2B (SHORT SLEEVED) ROUTINE WORKING DRESS (No 2B SD) – MALE



2-18



AL6

ORDER OF DRESS - No 2B (SHORT SLEEVED) ROUTINE WORKING DRESS – MALE

Short Description and Occasions for Wear	Authorised Uniform Items	Notes
<p>No 2B – (Short Sleeved) Routine Working Dress</p> <p>(No 2B SD)</p> <p>Although No 2B SD is a short sleeve dress mode, it can be worn with jersey and/or outerwear when required. When specifically detailing individuals to wear No 2B SD, “without jerseys”, “outerwear”, etc, should form part of the order.</p> <p>Unless otherwise ordered, can be worn indoors and outdoors all year round.</p>	<p>Hat: No 1 SD for officers (Note 1), beret for other ranks (Note 2).</p> <p>Shirt: Issue short sleeve wedgwood blue shirt (Note 3).</p> <p>Trousers: No 2 SD.</p> <p>Belt: Blue/grey issue or optional Stable Belt.</p> <p>Shoes: Black issue, highly polished oxfords or DMS for officers and WOs, DMS for other ranks.</p> <p>Socks: Black issue.</p> <p>Jersey: Issue blue/grey crew neck only (Note 4)</p> <p>Coat: Issue blue MVP/jeltex rain jacket or GPJ (Note 5)</p> <p>Gloves: Brown leather for officers and WOs, black leather issue for other ranks (Note 6).</p>	<ol style="list-style-type: none"> 1. Optional forage cap, RAF Regt officers only may wear beret. RAFP WO & below wear their white topped No 1 SD 2. Optional No 1 SD Hat or forage cap. 3. A tie is never worn with the short sleeve shirt. 4. Optional for inclement weather. Crew neck only, shirt collar is to be unbuttoned and worn external to the jersey neck. An open neck shirt cannot be worn with the old style V-neck jersey at any time. 5. Optional for inclement weather. If worn, the jacket zip slider is to be zipped up to at least 10cm from the top zip stop. (Page 2-48) 6. Optional for inclement weather. Gloves can only be worn with jersey or outerwear.

No 2C (RESTRICTED) ROUTINE WORKING DRESS (No 2C SD) – AIRMEN ONLY



ORDER OF DRESS - No 2C (RESTRICTED) ROUTINE WORKING DRESS – AIRMEN ONLY

Short Description and Occasions for Wear	Authorised Uniform Items	Notes
<p>No 2C – (Restricted) Routine Working Dress (No 2C SD)</p> <p>Unless otherwise ordered, can be worn all year round by those trades listed at Para 0216, c. The dark blue working shirt is only to be worn with No 2C dress on station, or for home to duty travel. It Is not to be worn routinely in public.</p>	<p>Hat: Beret (Note 1).</p> <p>Shirt: Issue long sleeve dark blue working shirt (Note 2).</p> <p>Trousers: No 2 SD.</p> <p>Belt: Blue/grey issue or optional Stable Belt.</p> <p>Shoes: Black issue DMS</p> <p>Socks: Black issue.</p> <p>Jersey: Issue blue/grey crew neck only (Note 3)</p> <p>Coat: Issue blue MVP/jeltex rain jacket or GPJ (Note 4)</p> <p>Gloves: Black leather issue.(Note 5).</p>	<p>1. Optional No 1 SD Hat or forage cap.</p> <p>2. Not to be worn with a tie on any occasion, sleeves may be rolled up above the elbow. Only the top (collar) button is to be undone. If worn, under vests are not to be visible.</p> <p>3. Optional for inclement weather. If worn, shirt collar is to be unbuttoned and worn external to the jersey neck.</p> <p>4. Optional for inclement weather. If worn, the jacket zip slider is to be zipped up to least 10cm from the top zip stop. (Page 2-48)</p> <p>5. Optional but only when jersey or outerwear is worn.</p>

No 3 Service Dress – Operational Clothing

Introduction

0221. General. No 3 Service Dress covers all forms of operational clothing, including the Combat Soldier 95 (CS95) range and Desert Combat Clothing (DCC). Operational clothing is defined as clothing that is required to be worn for operations, operational training and exercises. CS95 is issued as part of the initial kitting scale for both male and female personnel. DCC and other forms of operational clothing are issued and worn as authorised in the HQSTC RAF Guide to Kitting for Operations and Exercises, held by unit clothing stores. This AP deals specifically with CS 95 ensemble.

0222. No 3 Service Dress Badges & Insignia. CS95 and DCC jacket and shirts are to be worn with the following standard insignia:

- a. The union jack emblem is to be positioned centrally 5cm below the shoulder seam or RAF Regt shoulder badge on the left arm.
- b. The embroidered RAF identity patch is to be affixed centrally and immediately above the right hand breast pocket of the CS95 field jacket and shirts only. The green patch measures 16cm x 3cm and has 'ROYAL AIR FORCE' embroidered in black.
- c. The RAF Tactical Recognition Flash (TRF) replicates the colours of the RAF Stable belt. It is to be worn by all RAF personnel on the CS95 lightweight jacket, field jacket and Desert DPM equivalents. The TRF is to be sewn centrally on the right sleeve with the top edge 7.5cms below the shoulder seam; the stripes are to run vertically with the maroon stripe on the right when viewed.
- d. The Expeditionary Air Wing (EAW) and Expeditionary Air Group (EAG) badge is to be worn on CS 95 and Desert DPM garments in conjunction with, and 1 cm below, the RAF Tactical Recognition Flash (TRF).

Embroidered name badges are not worn on CS 95. All other authorised insignia or badges are to appear below these emblems. All other forms of authorised trade badges, qualification badges, emblems and insignia for wear with operational clothing are detailed in Chap 7. Only those rank slides, badges and insignia contained herein and/or approved by the RAF Dress Policy Committee may be affixed to CS95.

Dress Regulations - Combat Soldier 95 (CS 95)

0223. Issue. CS95 is issued to all RAF personnel and, as such, rules and regulations appertaining to its wear apply equally to all ranks, male and female.

0224. Occasions for Wear. In addition to wear on operations, operational training and exercises, CS95 is to be worn on ground defence duties/training and when specially ordered by MOD. Furthermore in recognition of the expeditionary focus of the RAF and the nature of the duties they perform certain units and RAF personnel serving on some joint units may be authorised to wear CS95 as routine daily working dress. However specific authority must be granted by the relevant RAF Commanders in Chief (CINC) under whose full command the unit or the RAF personnel serving on a joint unit falls. CINC will promulgate a list of authorised units and personnel and will issue specific guidance as to when they may wear CS95 dress in lieu of No 2 SD. Any commander who believes that his or her unit should be added to the list is to submit a case for consideration via the command chain to the respective CINC. It is emphasised, however that the RAF remains predominately a blue uniformed service and CS95 should not be worn by non-authorised units and personnel during normal peacetime duties. RAF Regiment personnel are governed by slightly different dress regulations by virtue of their Royal Corps status, they and those other trades employed within RAF Regt command wear CS95 as their standard working dress. When filling a non RAF Regt post, and/or when a standard dress is ordered, RAF Regt personnel (including officers) should wear No 2 dress.

0225.CS 95 Authorised Ensemble. When authorised to wear and except where a specific order of dress has been prescribed by the chain of command, only the approved CS95 ensemble, as detailed below, is to be worn. Other items of operational clothing issued for specific operations outside the UK are not to be worn in the UK and NWE. Illustrations and relevant orders of dress are detailed at the end of this section. CS95 ensemble comprises of:

- a. Headdress.** When there is no operational requirement to wear a helmet, the service issue beret, with appropriate hat badge, must be worn by all ranks.
- b. DPM Field Jacket.** No shoulder epaulettes, rank slide worn on the front rank epaulette.
- c. DPM Lightweight Combat Suit (L/W Jacket & Trousers).** No shoulder epaulettes, rank slides are worn on the front rank epaulette.
- d. OG T-Shirt.** All year round wear under garment.
- e. OG Norwegian Shirt.** Under garment for cold conditions.

f. Fleece Liner (OG/DPM). Cold conditions undergarment.

g. DPM Moisture Vapour Permeable (MVP) Suit. Lightweight Gortex waterproof jacket and trousers.

h. Gloves. Combat black leather waterproof with wrist strap. Also available are NOMEX flame retardant gloves with non-slip texturing for use when operating sensitive equipment in cold conditions.

j. Boots. Issue black combat assault boot.

0226. Variations in CS95 dress will be subject to operational requirement, location and climate, the necessary mode will be decided upon by the relevant chain of command. CS95 and DCC is never to be worn in combination with 'blue' uniform modes.

COMBAT SOLDIER 95 (CS95) – ROUTINE WEAR - ALL RANKS, MALE & FEMALE




Normal Wear L/W Jacket -Sleeves Down



**Optional or local Cdr's
discretion**



Field Jacket



Royal Air Force Patch – affixed centrally above right breast pocket

ORDER OF DRESS COMBAT SOLDIER 95 (CS95) – MALE & FEMALE

Short Description & Occasion for Wear	All Ranks Male & Female	Notes
Non CS 95 Combat Clothing	Non CS95, DCC and other combinations of operational clothing will be issued as detailed in the RAF Guide to Kitting for Operations	Worn as authorised by Regional Command
Combat Soldier 95 (CS 95) When authorised (See Para 0224) Order of dress will be as detailed by chain of command.	Hat: Combat Helmet or Beret (Note 1) T-shirt: Olive Green (Note 2) L/W Jacket: DPM (Note 3 and Note 8) Field Jacket: DPM (Note 8) Trousers: DPM Belt: OG Webbing belt (Note 4) Norwegian Shirt: Olive Green (Note 5) Fleece Liner: Olive Green (Note 5) MVP Suit: DPM waterproof MVP jacket & trousers (Note 6) Gloves: Combat (Note 7) Boots: Combat Assault Boot	1. Beret is to be worn by all ranks when there is no operational requirement to wear a helmet. 2. Not to be worn as an outer layer unless authorised by local command for work of limited duration. 3. Worn tucked into trousers. Sleeves may be rolled above the elbows unless otherwise directed by local commanders. During hot weather conditions when off base on deployed operations (in the field), the local Cdr may authorise the shirt to be worn outside the waistband. 4. Stable belts may be worn with CS95 as an item of routine working dress, but they are not to be worn in the field, on Ops or exercises. Belts are not to be worn external to the field jacket. 5. Not to be worn as an outer layer. 6. With the exception of tactical deployment in the field, it is to be worn as an outer garment only. 7. Nomex flame retardant non-slip gloves may be authorised for use when required. 8. Badges. Only those authorised by the DPC.

No 4 Service Dress (Optional Mess Dress) Male All Ranks

0227. The order of dress is the same as for No 1 SD except that a white Marcella or plain white shirt with normal collar and black bow tie replaces the wedgwood blue shirt. Medals are not worn.



ORDER OF DRESS - No 4 OPTIONAL MESS DRESS – MALE ALL RANKS

Short Description & Occasion for Wear	All Ranks
<p>No 4 Service Dress - Optional Mess Dress</p> <p>(No 4 SD)</p> <p>This is an interim mess dress for:</p> <ol style="list-style-type: none"> 1. Officer cadets who have not yet received scaled No 5 Mess Dress. 2. Non-regular officers, with the exception of those serving on class J commission. 3. Airmen of all ranks. 	<p>No 1 SD excepting:</p> <p>Shirt: Plain white collared attached (Wing collars are not permitted)</p> <p>Tie: Black bow tie</p> <p>Shoes: Black patent evening, Oxford or DMS</p> <p>Medals are not worn</p>

No 5 Mess Dress (No 5 SD) – Male Officers, Warrant Officers and SNCOs

0228. Occasions for Wear. The No 5 SD is provided as an initial free issue to regular serving commissioned officers but is an optional purchase item for WOs and SNCOs. It is reserved in the main as an evening or mess dress and is worn by commissioned officers, WOs and SNCOs at formal evening functions e.g. dining-in nights and guest nights. It may also be worn by retired officers, WOs and SNCOs and additionally, officers serving in the FTRS, RAFRO class CC, RAuxAF and RAFVR (T) on all occasions when this form of dress is appropriate for serving personnel. Badges of rank are to be worn as follows:

- a. Officers.** Full width gold ranking lace is worn on the sleeve of the RAF No 5 SD composed as prescribed for No 1 SD. Fully retired officers wear the badges of rank as recorded in the RAF Retired List.
- b. WOs and SNCOs.** A gold-embellished, single rank badge is worn on the right sleeve only, in the position prescribed for No 1 SD. Retired WOs and SNCOs wear the badges of rank to which they were eligible at the time of discharge.
- c.** Officers serving on commissions in the subsidiary branches listed above wear the badges of rank conversant with their current posts.

No 5 Mess Dress - Authorised Ensemble

0229. Hat. No 1 SD hat appropriate to rank – outdoors only.

0230. Jacket. All commissioned ranks wear the same design jacket and all WOs and SNCOs wear a similar design jacket. Officers of the rank of AVM and above wear plain shoulder boards; this rule also applies to all officers entitled to wear aiguillettes and/or the Royal Cypher See Chap 9). Half size gold embroidered flying badges may be worn where appropriate. Illustrations and relevant Orders of dress are detailed at the end of this section

0231. Trousers. Only No 5 SD trousers are to be worn. The trousers can be supported by braces.

0232. Shirt. Officers wear a white, Marcella shirt of approved design, worn with gold cuff links. WOs and SNCOs have the option of the Marcella shirt or a similar plain white dress shirt. Chaplains may wear a white shirt with vest stock and double collar.

0233. Waistcoat/Cummerbund. Officers are to wear the blue waistcoat (No 5B SD), but, at the Station Commander's discretion, it may be replaced with a slate grey, pleated cummerbund. Official Sqn, Unit, Wing or Formation cummerbunds may only be worn by officers, WOs and SNCOs at the station commander's discretion and only on occasions when official guests are not present. When official guests are present a slate grey pleated cummerbund is always to be worn by WOs and SNCOs.

0234. Bow Tie. Plain black double ended. Sqn/Unit/Wing/Formation bow ties are not to be worn with No 5B SD uniform at any time.

0235. Socks. Black.

0236. Shoes. Black patent evening shoes, without toecaps.

0237. Dress Studs and Cufflinks. Plain gold or gold types are optional.

No 5 Mess Dress -Full Ceremonial Evening (No 5A SD) - Officers Only

0238. The standard No 5 SD waistcoat is replaced by a white waistcoat and it is worn with a white wing collared shirt and white bow tie. The white waistcoat, wing-collared shirt and white bow tie are pool items and are available for loan from the Ceremonial Pool. Any officer requiring the loan of these items is to apply through HQPTC UCPSM2.

0239. Kilts. Only members of the Scottish-based RAuxAF Sqns, whilst serving on those Sqns, may, at the discretion of the Station Commander, wear kilts of grey Douglas tartan with No 5B SD. No other tartan is permitted. Kilts are not to be worn outside the confines of the Squadron/Station/Unit function and no other member of the RAF or RAuxAF may wear this or any other kilt with No 5B SD uniform at any occasion.

No 5 MESS DRESS (No 5 SD) – MALE OFFICERS, WO & SNCOs



Officer No 5



Officer No 5B



New Image Pending- white bowtie

Officer No 5A



SNCO No 5

ORDERS OF DRESS - No 5, 5B & 5A - MESS DRESS - MALE OFFICERS, WO & SNCO

Short Description and Occasions for Wear	Authorised Uniform Items	Notes
<p>No 5, 5B Mess Dress</p> <p>(No 5 SD)</p> <p>Reserved in the main as an evening or mess dress, worn by commissioned officers, WOs and SNCOs at formal evening functions e.g. dining-in nights and guest nights.</p> <p>No 5A Mess Dress</p> <p>(No 5A SD)</p> <p>Is Full Ceremonial Evening dress for officers only (Note 2)</p> <p>Reserved for specific occasions as detailed at Annex D, to Chapter 10.</p>	<p>Hat: No 1 SD hat (outdoors only)</p> <p>Jacket: Mess dress blue/grey.</p> <p>Trousers: Mess dress blue/grey.</p> <p>Waistcoat: Blue/grey (No 5B SD). (Note 1)</p> <p>Cummerbund: Slate grey pleated (Note 1).</p> <p>Shirt: White Marcella.</p> <p>Dress studs: Plain gold or gold type.</p> <p>Cuff links: Plain gold or gold type.</p> <p>Bow Tie: Plain black double ended.</p> <p>Socks: Black</p> <p>Shoes: Black patent evening without toecaps.</p> <p>Coat: Optional - Issue outerwear</p>	<p>1. Officers only – Mess Dress with waistcoat is designated as No 5B. At Stn Cdrs discretion the blue/grey waistcoat may be replaced by the slate grey pleated cummerbund.</p> <p>2. No 5A SD is for officers only. The standard No 5 SD waistcoat is replaced by a white waistcoat and it is worn with a white wing collared shirt and white bow tie. The white waistcoat and wing-collared shirt are pool items and are available for loan from the Ceremonial Pool. Any officer requiring the loan of these items is to apply to HQPTC (UCPSM2).</p>

RAF No 6, 7 & 8 Service Dress (Warm Weather Areas) – Male Officers and Airmen

0240. Dates of Changeover. The following are the normal changeover dates between temperate and warm weather dress in the specified areas, unless a variation is broadcast by the command or formation concerned:

	Warm-weather to temperate	Temperate to warm-weather
Cyprus	3rd Monday in November	3rd Monday in April
Gibraltar	4th Monday in October	3rd Monday in May

Changes in the above dates and the effective dates for other areas, are to be signalled by the headquarters concerned to all respective commands for action, giving at least 48 hrs notice. Intending visitors to the above areas in the months of change should consult the relevant overseas theatre staffs/sponsor for advice on dress requirements.

0241. It is not possible to publish change dates for other warm weather defined areas as they vary from year to year. Enquiries should be referred to the appropriate local RAF staffs, defence attachés or advisers in the countries concerned.

RAF No 6 Service Dress (No 6 SD)

0242. Occasions For Wear. All ranks (when in general issue) wear the standard No 6 dress uniform on ceremonial and formal occasions overseas, as ordered by MOD or CINCs. Illustrations and relevant orders of dress are detailed at the end of this section

RAF No 6 and 6A Service Dress - Authorised Ensemble

0243. Hat. Only the service issue No 1 SD hat may be worn.

0244. Jackets.

a. **No 6 SD.** Officers & WO Jackets have epaulettes for rank slides. FS and below have no epaulettes and rank is worn on sleeve. It should be worn with creases pressed in, on the front and rear of each sleeve.

b. **No 6A SD.** Only scaled for officers holding specific appointments. Consists of a pocket-less jacket in white polyester cotton fastened by six 37 ligne detachable mounted gilt buttons. Worn with No 1 SD Hat, white T shirt, No 8 dress uniform shoulder straps, black oxford shoes and black socks. A full sized gold and silver wire flying/aircrew brevet and aiguillettes are to be worn by entitled personnel (See Annex B to Chap 9).

0245. Trousers. The No 6 and 6A SD trousers are made of the same material as the relevant jacket and are to be worn with pressed in creases, front and back, extending the full length of each leg.

0246. Shirt. A stone long-sleeved shirt is to be worn with No 6 SD with creases pressed in on each sleeve, running from the centre of the epaulette to the cuff. Chaplains may wear a white shirt with a clerical collar and spade stock (not double collar).

0247. Tie. The issue black tie, secured with a Windsor knot, should be worn with No 6 SD.

0248. Socks. Black only.

0249. Shoes. Oxford pattern shoes are to be worn by officers and WOs. All other airmen are to wear service issue DMS shoes.

No 6 SERVICE DRESS (WARM WEATHER AREAS) – MALE



Officer & WO - example used is ADC
(new images pending)



FS and Below

ORDERS OF DRESS RAF No 6 SERVICE DRESS (WARM WEATHER AREAS) – MALE OFFICERS AND AIRMEN

Short Description and Occasions for Wear	Authorised Ensemble	Notes
<p>No 6 Service Dress - Warm Weather Areas.</p> <p>(No 6 SD)</p> <p>This order of dress is reserved for ceremonial and other formal occasions as ordered during authorised warm weather periods</p>	<p>Hat: No 1 SD</p> <p>Jacket: No 6 SD Stone</p> <p>Trousers: No 6 SD Stone</p> <p>Shirt: Long sleeve stone</p> <p>Tie: Black issue</p> <p>Shoes: Black issue, highly polished oxfords for officers and WOs, DMS for other ranks.</p> <p>Socks: Black issue</p> <p>Gloves: White (Note 2)</p>	<p>1. Officers & WO Jackets have epaulettes for rank slides. FS and below have no epaulettes and rank is worn on sleeve.</p> <p>2. Must be worn by officers & WOs if sword is carried, otherwise only if ordered.</p>

No 6A SD - FULL CEREMONIAL DRESS (WARM WEATHER AREAS) – MALE OFFICERS ONLY



ORDER OF DRESS No 6A SD - FULL CEREMONIAL DRESS (WARM WEATHER AREAS) – OFFICERS ONLY

Short Description and Occasions for Wear	Authorised Uniform Items	Notes
<p>No 6A Service Dress - Full Ceremonial Dress - Warm Weather Areas</p> <p>(No 6A SD)</p> <p>This order of dress is scaled for officers holding specific appointments. Optional for other officers at their own expense</p>	<p>Hat: No 1 SD</p> <p>Jacket: No 6A SD – White (Notes 1, 2 & 3)</p> <p>Trousers: No 6A SD - White</p> <p>Sash: Air Officer (AVM and above)</p> <p>Shoulder straps: No 8 SD (Mess Dress)</p> <p>Shoes: Black issue oxfords</p> <p>Socks: Black issue</p> <p>Gloves: White</p>	<p>1. Aiguillettes are to be worn by entitled personnel (See Annex B to Chap 9).</p> <p>2. A full size, gold and silver flying/aircrew brevet is to be worn by entitled personnel.</p> <p>3. A plain white T shirt is be worn under the jacket of this uniform.</p>

RAF No 7 Service Dress(No 7 SD) – Warm Weather Areas

0250. Occasions for Wear. All forms of No 7 SD are worn in designated warm weather areas overseas as a routine working dress. Illustrations and relevant orders of dress are detailed at the end of this section

Authorised Ensemble

0251. No 7A SD – Long Trouser Mode.

a. Shirt. Long Sleeve shirt or short sleeve shirt may be worn. When worn with long sleeve shirt, black issue tie is to be worn at all times and the sleeves remain buttoned at the wrist.

b. Footwear. Black issue service shoes or desert boots of approved pattern. Issue black or issue/approved stone coloured socks are to be worn.

c. Belt. Blue/grey belt or authorised pattern stable may be worn.

d. Headdress. Officers may wear No 1 SD hat or forage cap. Airmen may wear No 1 SD hat, optional forage cap or beret.

0252. No 7B SD – Short Trouser Mode.

a. Shirt. Stone short sleeve.

b. Footwear. DMS or Desert boots of approved pattern.

c. Socks. Issue short stone colour.

d. Belt. Authorised pattern stable belt may be worn.

e. Headdress. Officers may wear No 1 SD hat or forage cap. Airmen may wear beret, optional forage cap or No SD 1 hat.

Intentionally Blank

No 7A & 7B SD MALE ALL RANKS



No 7A Dress

IMAGE PENDING

No 7B Dress

(Shown with short socks and optional stable belt)

ORDERS OF DRESS – No 7A & B DRESS (WARM WEATHER AREAS) MALE ALL RANKS

Short Description and Occasions for Wear	Authorised Uniform Items	Notes
<p>No 7A Routine Dress, long Trousers - Warm Weather Areas.</p> <p>(No 7A SD)</p> <p>Is worn as routine working dress during authorised warm weather periods</p>	<p>Hat: Officers, No 1 SD (Note 1). Other ranks, Beret (Note 2)</p> <p>Shirt: Long or short sleeve stone. (Note 3)</p> <p>Long Trousers: Stone.</p> <p>Belt: Blue/grey issue or optional stable belt.</p> <p>Tie: Black issue – with long sleeve shirt only.</p> <p>Shoes: Black issue, highly polished DMS or oxfords for officers and WOs, DMS for other ranks, or approved pattern desert boot for all ranks.</p> <p>Socks: Black with black shoes, stone with desert boots.</p>	<p>1. Optional - Forage cap. RAF Regt officers only may wear beret.</p> <p>2. Optional -Forage cap or No1 SD Hat.</p> <p>3. As preferred unless otherwise ordered.</p>
<p>No 7B SD Routine dress, short trousers - warm weather areas.</p> <p>(No 7B SD)</p> <p>Is worn as routine working dress during authorised warm weather periods</p>	<p>Hat: Officers, No 1 SD (Note 1). Other ranks, Beret (Note 2)</p> <p>Shirt: Short sleeve stone.</p> <p>Shorts: Issue stone.</p> <p>Belt: Authorised optional stable belt.</p> <p>Shoes: Approved pattern desert boots for all ranks.</p> <p>Socks: short stone colour.</p>	<p>1. Optional - Forage cap. RAF Regt officers only may wear beret.</p> <p>2. Optional - Forage cap or No 1 SD Hat.</p>

RAF No 8 Service Dress - Mess Dress -Warm Weather Areas

0253. Occasions for wear. The No 8 SD is an issue item for officers, and an optional item for WOs and SNCOs who may purchase it at personal expense. Officers, WOs and SNCOs wear it at formal evening functions e.g. dining-in nights and guest nights. Those personnel who do not have the No 8 SD should wear No 6 SD. Illustrations and relevant orders of dress are detailed at the end of this section

Authorised Ensemble

0253. Jacket. All commissioned ranks wear the same design white jacket (with shoulder straps) and all WOs and SNCOs wear an identical design without shoulder straps and with rank badges affixed to the right sleeve of the jacket.

0254. Trousers. Standard No 5 SD trousers are normally worn; however, individuals may purchase trousers of the No 5 SD pattern and colour, in a lightweight material if preferred.

0255. All remaining accessories are as detailed for No 5 dress.

No 8 MESS DRESS (WARM WEATHER AREAS) (No 8 SD) MALE OFFICERS AND SNCOS



ORDERS OF DRESS No 8 MESS DRESS – MALE OFFICERS AND SNCOs

Short Description and Occasions for Wear	Authorised Uniform Items	Notes
No 8 SD - Mess Dress - Warm Weather Areas. (No 8 SD) See Notes 1 & 4	Hat: No 1 SD Jacket: Mess, white (Note 2) Trousers: No 5 SD (Note 3) Cummerbund: Slate grey pleated Shirt: White, Marcella Cuff links: Plain gold Tie: Black, bow Shoes: Black patent evening Socks: Black	1. Optional, at personal expense for WOs and SNCOs otherwise as other ranks (Note 4) 2. WO & SNCO have same officer pattern, No 8 SD Jacket but tailored without shoulder straps and with gold/embroidered rank badge affixed to the right sleeve. 3. Optional – Trousers No 5 SD pattern/colour in lightweight material (Self Purchase) 4. Other ranks if required wear No 6 SD.
No 8A SD - Red Sea Rig - Officers Only (No 8A SD) An informal variant of No 8 SD, only applicable to RAF officers serving in HM ships or Naval shore establishments.	Hat: No 1 SD Shirt: White short sleeved (Note 1) Trousers: No 1 SD or No 5 SD (Note 2) Shoulder Boards: No 8 SD (Mess dress) Cummerbund: Slate grey pleated Shoes: Black patent evening or Oxfords Socks: Black	1. Naval Officers pattern 2. Optional – Trousers No 5A pattern/colour in lightweight material.

No 9, 10 and 11 Service Dress For Directors Of Music, Bandmasters And Musicians

0256. Orders of dress for No 9, 10 and 11 Dress are as promulgated by HQ Music Services

RAF OUTERWEAR



Officer & WO



Airman



General Purpose Jacket



MVP Rain Jacket

CHAPTER 7

DISTINGUISHING INSIGNIA

Contents	Para No/Page No
General - Authorised Badges	Para 0701
Distinctive Shoulder Boards (& Illustrations)	Para 0702 - 0705
Officers Rank Badges	Para 0706
Regulations and Positioning of Officer Rank Badges	Para 0707
Gold Rank Lacing	Para 0708
<i>Illustrations</i> – Officers Rank Badges	Page 7-8
<i>Illustrations</i> – Officers Hat Badges	Page 7-9/10/11
Airmen & Airwomen Rank Badges	Para 0709 - 0710
Sleeve and Shoulder Badges	Para 0711
Regulations and Positioning of Rank Badges	Page 7-15
<i>Illustrations</i> – Airmen & Airwomen Sleeve Badges	Page 7-16
<i>Illustrations</i> – Airmen & Airwomen Shoulder/Epaulette Rank Slides	Page 7-17
<i>Illustrations</i> – Airmen & Airwomen Hat Badges	
Qualification Badges	Para 0712 - 0714
Flying Badges	Para 0715 - 0716
Parachutist badges	Para 0717
Air Steward	Para 0718
Flight Medical Badges	Para 0719
Mountain Rescue	Para 0720 - 0721
Explosive Ordnance Disposal	Para 0722
Marksman	

Drum Major	Para 0723
Voluntary Bandsman	Para 0724
Trumpeter	Para 0725
Qualification Badges – Warm Weather Uniform	Para 0726
<i>Illustrations</i> – Flying Badges	Page 7-23
<i>Illustrations</i> – Other Qualification Badges	Page 7-24/25
 Branch and Trade Group and Trade Badges	
Medical & PMRAFNS	Para 0727
Identification Badges – PMRAFNS (Non Commissioned Element)	Para 0728
Dental	Para 0729
Chaplains	Para 0730
Honorary Chaplain to the Sovereign	Para 0731
Chaplains Assistant	Para 0732
RAF Regiment	Para 0733
Provost Officers & RAF Police	Para 0734
Musicians – Established Bands	Para 0735
Physical Training Instructors	Para 0736
Telecommunications Trade	Para 0737
<i>Illustrations</i> – Branch and Trade Badges	Page 7-31/32
 Distinguishing Badges – for the Royal Auxiliary Air Force	
Officers	Para 0738
Airmen	Para 0739
 Distinguishing Badges - RAF Volunteer Reserve Training Branch	
RAF Volunteer Reserve Training Branch	Para 0740
 Other Badges	

Gliding instructor badges

Duty Armlets

RAF College Initial Officer Training

University Air Squadrons

University Air Cadets

Recruit Training Establishments

Illustrations – Royal Auxiliary Air force – Distinguishing and Qualification Badges

Illustrations – Duty Armlets

Para 0741

Para 0742

Para 0743

Para 0744

Para 0745

Para 0746

Page 7 – 35

Page 7 – 36

General

0701. Only authorised RAF badges (including aircrew badges) are to be worn on RAF and PMRAFNS uniforms, except that personnel serving on posted tours of duty at NATO HQs, may wear the approved detachable insignia for these headquarters. Only formation badges as approved by the RAF Clothing and Dress Policy Committee may be worn on CS95. A list of the authorised formation badges is available on the UCPSM web page.

Distinctive Shoulder Boards – Officers

0702. Marshals of the Royal Air Force (MRAF). Distinctive shoulder boards are worn by Marshals of the Royal Air Force on the greatcoat and with No 1A, 6, 8 and 8A SD uniforms. The greatcoat version is faced with blue-grey crombie cloth and blue/grey barathea is specified for the shoulder straps of No 1A, 8 and 8A SD uniforms, a stone coloured worsted polyester version is worn with the No 6 SD.



Worn by MRAF on Greatcoat, No1A, 6, 6A, 8 and 8A SD jackets – Example Shown is Air ADC

0703. Ceremonial Shoulder Boards. When in 1A SD, distinctive unranked ceremonial shoulder boards are worn by AVM and above and those officers assigned to the 1 Star posts of Comdt RAFC Cranwell, Air Officer Wales and Air Officer Scotland. When a greatcoat is worn with No 1A or No 5 SD, detachable gold ranked shoulder straps in Crombie material are worn.



AVM & above (Not MRAF) No 1A SD Ceremonial Shoulder Board
(Example shown is ADC)



AVM & above (Not MRAF) Ceremonial Shoulder Board for Greatcoat

0704. Plain Shoulder Boards. With in No 1 SD, plain shoulder boards are worn by; officers entitled to wear aiguillettes and/or the Royal Cypher, AVMs and above, DNS (RAF) and those officers assigned to the 1 Star posts of Comdt RAFC Cranwell, Air Officer Wales and Air Officer Scotland.



Example shown is ADC

0705. With No 5 SD, sewn in plain shoulder straps in Venetian cloth are worn by officers entitled to wear aiguillettes and/or the Royal Cypher, AVMs and above, DNS (RAF) and those officers assigned to the 1 Star posts of Comdt RAFC Cranwell, Air Officer Wales and Air Officer Scotland

Rank Badges - Officers

0706. The rank identification for officers on No 1, 1A, 2, 3, 6, 6B and 7 SD uniforms is light blue on black braid in three widths: narrow – $\frac{1}{4}$ " (6mm) for plt off; medium – $\frac{9}{16}$ " (1.4 cm) for fg off and broad – 2" (5.1 cm) for air cdre. Ranking for all other officers is a varied combination of these basic braids (as illustrated in at page 7-8).

0707. Positioning of Officer Rank Badges.

a. Jacket Sleeves, No 1 and 1A SD. All officers wear rings of black and blue ranking braid as appropriate to their rank, the centre of the braid being $3\frac{3}{4}$ " (9.5 cm) from the bottom of the cuff.

b. Shoulder Slides for the No 2, 6 and 7 SD & Outerwear. The bottom row of composite braid should be at the base of the strap. For plt off and fg off, the braid should be mounted centrally on a backing material matching the host garment.


c. Rank Slides for (No 3 SD) CS 95. Appropriate rank slides are to be worn on the "front rank epaulette" of the CS 95 and desert DP jacket and shirts.

d. Provost and RAF Regiment Officers. The base of 'RAFP' and 'RAF Regiment' shoulder slides is to be aligned with the base of the shoulder strap. RAF Regiment OG ranks slides are not to be worn with CS95 or Desert DP. Rank braiding is to be set $\frac{1}{16}$ " (2mm) above the top of the RAFP slide and the upper letters of the Regiment slide.

0708. Gold Lace Ranking. Full width gold ranking lace is worn on the sleeve of the RAF No 5 SD composed as prescribed for No 1 SD. Excepting MRAF (see para 0703), half-width gold lace is worn on the shoulder straps of No 6A, 8, 8A SD uniforms and greatcoats worn as specified in para 0704.

OFFICERS RANK BADGES

AIR OFFICERS




Marshal Royal Air Force



Air Chief Marshal



Air Marshal




Air Vice Marshal



Air Commodore


GROUP CAPTAIN AND BELOW



Group Captain




Wing Commander



Squadron Leader



Flight Lieutenant



Flying Officer



Pilot Officer

OFFICERS HATS AND BADGES

AIR OFFICERS



Air Officer (male) No 1 SD Hat

Females have same insignia but on Female style SD Hat



PMRAFNS Female AO



Beret



Optional AO Forage Cap

GROUP CAPTAIN



Group Captain (male) No 1 SD Hat
Females have same insignia but on Female style SD Hat



PMRAFNS Group Captain



Beret



Forage Cap

WING COMMANDER AND BELOW



Male No 1 SD Hat



Female No 1 SD Hat
(Female WO wear this hat with WO Badge)



PMRAFNS Female



Beret



Optional Forage Cap

Rank Badges – Airmen And Airwomen

0709. Sleeves and Shoulder Rank Badges. Sleeve badges are embroidered in light blue, on backgrounds of dark blue felt. Shoulder and front epaulette rank badges (rank slides) are in similar colour combinations, but of woven material and are worn on all working dress uniforms and operational clothing uniforms in both temperate and warm weather climates.

0710. Rank Badges Description

a. **Warrant Officer.** The Royal Arms.

b. **Master Aircrew.** A gilded metal eagle within embroidered laurel leaves surmounted by the Royal Arms. Provided in left and right arm badges, eagle is always to point to the rear. Metal components of sleeve rank badge are not to be worn on the No 6 SD jacket, outerwear or flying clothing.

c. **Flight Sergeant (Ground).** A 3-bar chevron surmounted by a crown. The base of the crown is to be $\frac{1}{8}$ " (3mm) above a horizontal line joining upper tips. The metal crown is only to be worn on the No 1 SD jacket, an embroidered crown is provided for the greatcoat.

d. **Flight Sergeant Aircrew.** An eagle and 3-bar chevron surmounted by a crown. Tips of the aircrew eagles wings are to be horizontally in line $\frac{1}{8}$ " (3mm) below the upper points of the chevrons, the crown is to be centred $\frac{1}{4}$ " (6mm) above the eagle. In all cases the eagle is to face to the rear. The metal eagle and crown are only to be worn on the No 1 SD Jacket, embroidered versions are provided for the greatcoat.

e. **Chief Technician.** A 3-bar chevron surmounted by a 4-bladed propeller. The propeller is to be positioned with blades diagonally, as in the cross of St Andrew, with the centre of the propeller boss $\frac{1}{2}$ " (1.2 cm) above a horizontal line joining the upper tips of the chevrons.

f. **Sergeant.** A 3-bar chevron.

g. **Sergeant Aircrew.** A 3-bar chevron surmounted by an eagle. Tips of the aircrew eagles wings are to be horizontally in line $\frac{1}{8}$ " (3mm) below the upper points of the chevrons. In all cases the eagle is to face to the rear. Metal components of sleeve rank badge are not to be worn on the No 6 SD jacket, outerwear or flying clothing.

- h. **Corporal.** A 2-bar chevron.
- i. **Junior Technician.** A 4-bladed propeller, worn with the blades of the propeller diagonally, as in the cross of St Andrew.
- j. **Senior Aircraftman/woman.** A 3-bladed propeller, worn with one blade vertical, in the form of the letter Y. SAC Technicians wear the same badge but the 3 blade propeller is encompassed within a circle.
- k. **Leading Aircraftman/woman.** A 2-bladed horizontal propeller.

0711. Regulations for the Wearing of Rank Badges by Airmen and Airwomen.

a. Sleeve Rank badges described above are to be worn as follows:

(1) By all ranks on the No 1 SD jacket.

(2) By all ranks on greatcoats issued on long-term loan. On pool greatcoats loaned for a particular ceremonial occasion, only WO and NCO badges are to be worn.

(3) By WOs and SNCOs on No 5 and 8 SD (Mess Dress). The gold-embellished, single rank badge is worn on the right sleeve only, in the position prescribed for No 1 SD.

b. Positioning of Sleeve Rank Badges. On authorised garments, except Mess Dress, sleeve rank badges are to be displayed centrally on the outer face of both sleeves and positioned as follows:

(1) WO - centre off badge 6½" (16.5 cm) from sleeve bottom.

(2) SNCO/JNCO - lowest point of chevrons 9½" (24.1 cm) from the shoulder seam.

(3) Junior ranks – centre of propeller bosses aircraftmen/women 6" (15.2 cm) from the shoulder seam.

c. Shoulder/Chest Epaulette Rank Slides. Shoulder rank slide badges are to be worn by all ranks on the rank epaulette (shoulder or chest) of appropriate garments. They should be neatly folded to the width of the shoulder strap, with the badge motif centrally positioned. All ranks RAFP and RAF Regt WOs' & SNCOS when employed in No 2 SD modes are to wear their distinctive RAFP or RAF Regt ranks slides. RAFP and RAF Regt are to have the rank braiding ranks slides set $\frac{1}{16}$ " (2mm) above the top of the RAFP slide and the upper letters of the Regiment slide. RAF Regiment OG ranks slides are not to be worn with CS95.

ARM RANK BADGES FOR NON-COMMISSIONED PERSONNEL



WO



MACR



FS - No 1 SD



FS Greatcoat



FS Aircrew - No 1 SD



Chf Tech



Sgt



Sgt Aircrew



Cpl



Jnr Tech



SAC



SAC (T)



LAC

SHOULDER/EPAULETTE RANK SLIDES



WO



MACR
(Right Hand)



FS



FS Aircrew
(Left Hand)



Chf Tech



Sgt



Sgt Aircrew
(Left Hand)



Cpl



Jnr Tech



SAC (T)



SAC



LAC

HATS AND BADGES – AIRMEN AND AIRWOMEN



WO No 1 SD Hat



Airmen No 1 SD Hat
(See Note)



Airwomen No 1 SD
(Female WO may wear this with
WO Hat Badge)



PMRAFNS Airwomen



Beret with Airman's Badge
(WO wear this with miniature WO Badge)



Optional Forage Cap
(WO wear this with miniature WO Badge)

Note: RAF Police personnel of the rank of WO and below wear a white-topped No 1 SD Hat when wearing all variations of No 1 or 2 SD uniforms.

Qualification Badges

0712. Flying & Parachute Badges. This section deals with those flying badges (QR J727 & 728) and Parachute badges (QR 434 – 436) currently in issue

BADGE	DESCRIPTION
Pilot.	Wings of drab silk embroidery with monogram 'RAF' in centre, surrounded by laurel leaf of brown silk and surmounted by a crown – on dark blue melton cloth.
Navigator.	The letter 'N' of drab silk surrounded by a laurel leaf of brown silk with an outspread drab silk wing 2½" (6.35 cm) long – on dark blue melton cloth.
Air Electronics Officer or Operator (AE) Air Engineer (E) Air Loadmaster (LM)	As for Navigator, but with alternative letters, in brackets. (See Note)
<p>Note. With effect 1 Apr 03 the range of 5 aircrew brevets for rear crew personnel were replaced by the single rear crew brevet (see below). Those aircrew who were already qualified to wear old style individual brevets can opt to wear the new brevet or retain the old style but there will be no further provisioning of the current brevet.</p>	
Rear Aircrew Brevet.	The monogram 'RAF' in drab silk surrounded by a laurel leaf of brown silk, surmounted by a crown with an outspread drab silk wing 2½" (6.35 cm) long – on dark blue melton cloth. Introduced 1 Apr 03 to replace Navigator, Air Electronics Officer/Operator, Air Engineer and Air Loadmaster. (See Note Above).
Fighter Controller (FC).	The letters 'FC' of drab silk surrounded by a laurel leaf of brown silk with an outspread drab silk wing 2½" (6.35 cm) long – on dark blue melton cloth.
Airborne Technician (AT).	The letters 'AT' of drab silk surrounded by a laurel leaf of brown silk with an outspread drab silk wing 2½" (6.35 cm) long – on dark blue melton cloth.

**Preliminary – Flying.
(Pilot - QR 728)** Eagle of drab silk embroidery – on dark blue melton cloth.

**Parachute Jump
Instructor.** (Honorary Aircrew Status, QR 434). A small parachute in drab silk surrounded by a laurel leaf with an outspread drab silk wing 2½" (6.35 cm) long – on dark blue melton cloth.

0713. When entitled to wear one of the flying badges described at Para 0713, it is to be worn on the left breast of the No 1, 1A, 6 uniform jacket immediately and centrally above the top line of conventional breast pockets (when fitted) and in a corresponding position on the heavy jersey, women's dresses. They are not worn on No 3 Dress (CS 95, etc). When medal ribbons are worn, flying badges are to be placed directly above the top row of medal ribbons, with a space of ¼" (6.5 mm) between the lowest part of the badge and the upper edge of ribbon(s).

- a. A flying badge, being a qualification badge, is not to be regarded as either a decoration or the equivalent of a regimental badge. Service personnel are not to wear any of the badges listed above and in QRs unless authority for them to do so has been granted in accordance with the regulations prescribed from time to time by the Defence Council.
- b. An officer, on ceasing to be employed on flying duties, and an airman on being remustered to a ground trade, unless ordered otherwise, may elect to wear any of the badges for which he has been previously qualified.
- c. A foreign flying badge is not to be worn with RAF uniform. This regulation does not preclude RAF personnel from accepting the presentation of a foreign flying badge.

0714. Flying badges worn with No 5 and 8 SD (Mess Dress) are to be half size, gold embroidered on blue/grey material. The badge is positioned on the left lapel with the top of the centre of the badge 1½" (3.8 cm) below the inner end of the collar step opening.

Other Qualification Badges

0715. Parachutist Badge With Wings (see QR 435). The parachutist badge with wings depicts an opened parachute flanked by a pair of wings. The parachute is embroidered in white and the wings in light blue. When authorised the badge is to be worn on the right sleeve, with the badge centre 3" (7.6 cm) below the shoulder seam on No 1, 1A SD, 2 SD jersey, CS 95 jacket and shirt, 4, 6 and 6A SD. A small gold embroidered version is to be worn on No 5, 5A and 8 SD uniforms in the same position.

0716. Parachutist Badge Without Wings (see QR 435). The parachutist badge without wings consists of an opened parachute in white on a circular background. The badge is to be worn by qualified officers and airmen in the same manner as for the parachutist badge with wings.

0717. Air Steward Badge. The badge design is a pair of wings in light blue silk with a central motif of the letters 'AS'. It is to be worn on the right sleeve of No 1 SD, No 2 SD jersey and 6 SD (when issued), centrally positioned, with the top of the central motif 4" (10.2 cm) below the shoulder seam.

0718. Flight Medical Badges.

a. Flight Medical Officer (FMO) Badge. The badge depicts a central design of brown staff and gold serpents flanked by white wings. It is to be worn by authorised officers on the right sleeve of the jacket of No 1 or 6 SD Jacket (it is not worn on No 6 Frocks), centred 4" (10.2 cm) below the shoulder and in a similar position on the No 2 SD jersey and flying clothing. A miniature gold embroidered version may be worn in the same position on No 5 and 8 SD. An officer entitled to wear this badge and the parachutist badge with wings, is to wear only the FMO badge.

b. Flight Nursing Officers (FNO) and Flight Nurse (FN) Badge. The badge design is a pair of wings in light blue silk with gold laurel leaves imposed through them. A red and gold silk crown tops a central motif of a red cross encircled on white background. It is to be worn by authorised personnel on the right sleeve of the jacket of No 1 or 6 SD Jacket (it is not worn on No 6 Frocks). It is centred 4" (10.2 cm) below the shoulder and in a similar position on the No 2 jersey and flying clothing. A miniature gold embroidered version may be worn in the same position on No 5 and 8 Dress. When worn by FS on No 1, No 5, or No 6 SD, the badge is to be positioned on the right sleeve of the respective uniform with the lower point of the badge 2 inches from the cuff in line with the point of the chevrons.

c. Flight Nursing Attendant Badge. This is similar to the air stewards' badge except that the central motif is a red cross on a light blue background and, with the exception of FS ranks in No 1 SD, No 6 SD (it is not worn on No 6 Frocks) or No 5 SD, is to be worn as prescribed for the air stewards' badge. When worn by FS on No 1, No 5, or 6 SD, the badge is to be positioned on the right sleeve of the respective uniform with the lower point of the badge 2 inches from the cuff in line with the point of the chevrons. This badge is not worn on No 6 Frocks.

0719. Mountain Rescue Badge. The RAF Mountain Rescue badge is worn by officers and airmen who are serving or have served on an RAF Mountain Rescue Team and have passed the qualifying requirements detailed in PAM (Air) 299 and the Mountain Rescue Service Training Record Book. The badge is to be worn as follows:

- a. By officers and WOs on the right sleeve of the No 1 SD jacket, with the top edge of the badge background 4" (10.2 cm) below the shoulder seam.
- b. By NCOs and airmen on the right sleeve of the No 1 SD jacket, with the base of the badge background 4" (10.2 cm) from the bottom edge of the sleeve.
- c. By all ranks, on the right sleeve of the No 2 SD jersey, with the base of the badge background 4" (10.2 cm) from the bottom edge of the sleeve.
- d. Officers and WOs may wear a gold embroidered Mountain Rescue badge on the right sleeve of the No 5 SD jacket with the top edge of the badge background 4" (10.2 cms) below the shoulder seam.
- e. SNCOs may wear a gold embroidered Mountain Rescue badge on the right sleeve of the No 5 SD jacket with with the base of the badge background 4" (10.2 cm) from the bottom edge of the sleeve.

0720. Explosive Ordnance Disposal (EOD) Badge. The RAF bomb disposal badge is worn by qualified officers and airmen whilst employed on full time bomb disposal duties. Additionally, the badge may be worn by officers and airmen who are not currently employed on EOD duties but who have passed a recognised, formal Defence EOD course. The badge is to be worn as follows:

- a. By officers, WOs and airmen on the right sleeve of the No 1 SD jacket, with the top edge of the badge background 9" (22.9 cm) below the shoulder seam.
- b. By NCOs on the right sleeve of the No 1 SD jacket, with the top edge of the badge background ½" (1.3 cm) below the point of the chevron.
- c. By all ranks, on the right sleeve of the No 2 SD jersey, with the base of the badge background 4" (10.2 cm) from the bottom edge of the sleeve.
- d. Officers and WOs may wear a half-size gold embroidered EOD badge on the right sleeve of the No 5 SD jacket with the top edge of the badge background 9" (22.9 cms) below the shoulder seam.
- e. SNCOs may wear a half-size gold embroidered EOD badge on the right sleeve of the No 5 SD jacket with the top edge of the badge background ½" (1.3 cms) below the point of the chevron.

0721. Bomb Disposal Armlet. When actively engaged in EOD duties and wearing protective clothing, 'BD' armlets are to be worn on the upper left arm by officers, WO and airmen, whether employed full or part time.

0722. Marksman Badge. The marksman badge consists of crossed rifles worked in light blue silk and is worn by all qualified non-commissioned personnel on the No 2 SD jersey only. The single badge is to be worn with the bottom edge 4" (10.2 cm) above the bottom of the right sleeve.

0723. Drum Major Badge. This is a trade qualification badge for qualified musicians only and is not a rank badge. Description and dress regulations are as promulgated by HQ Music Services. No drum (or pipe) major badge is authorised for wear on official Service Dress by members of voluntary bands. Voluntary bandsmen are to wear their usual badges of rank with their voluntary bandsman badges.

0724. Voluntary Bandsman Badge. The voluntary bandsman badge consists of an anodised lyre in a wreath. It is worn on the No 1 SD jacket and the No 2 SD jersey, above the elbow on the left sleeve only, as follows:

- a. By NCOs with the top of the badge ½" (1.3 cm) below the point of the chevron.
- b. By junior technicians, aircraftmen/women with the top of the badge 9" (22.9 cm) below the shoulder seam.

0725. Trumpeter Badge. The trumpeter badge consists of crossed trumpets in anodised metal. It is worn with the mouthpieces pointing upwards and as prescribed for voluntary bandsmen.

0726. Qualification Badges – Warm Weather Areas. Except where stated, qualification badges for wear on temperate climate dress are silk embroidered on dark blue felt and are to be worn without any trimming or reduction of the background. However, when authorised for wear on KD items of uniform, the background may be trimmed to present flat images.

FLYING BADGES



Pilot



Navigator



Rear Aircrew



Fighter Controller



Airborne Technician



Parachute Jump Instructor

OTHER QUALIFICATION BADGES



Parachutist Badge with Wings



Parachutist Badge Without Wings



Air Steward



Flight Medical Officer



Flight Nursing Officer



Flight Nursing Attendant



Mountain Rescue



Bomb Disposal



Marksman



Drum Major



Voluntary Bandsman



Volunteer Trumpeter

Branch and Trade Group Badges

0727. Medical Branch and PMRAFNS. The winged caduceus of Mercury surmounted by a crown is the collar lapel badge for all ranks. Separated versions of the badge are to be worn as follows:

- a. The gilt wing caduceus badge is the lapel badge for all ranks on the collars of No 1 and No 6 SD jackets. The bottom of the badge is to be positioned 1" (2.5 cm) above the inner end of the step opening; the staff of the badge is to be parallel with the inside (rolled) edge and midway between that and the outer edge of the collar.
- b. A gilt or silver winged caduceus is to be worn by medical and PMRAFNS officers, WOs and SNCOs on both lapels of the No 5 and 8 SD (Mess Dress). It is to be positioned vertically and centrally on the wearer's right front quarter of each lapel.

0728. Identification and Qualification badges – PMRAFNS (Non Commissioned Element) Nurses. Badges are to be worn by male and female personnel as follows:

- a. The medical caduceus badge, blue embroidered within a wreath and initials and surname, all on a white background, is to be sewn on the wearer's upper left front of the No 2D Ward Dress variations.
- b. RGN qualification is identified by navy blue shoulder strap sleeves of petersham ribbon. Shoulder rank badges are to be fitted over the ribbon so that ½" (1.3 cm) of the ribbon is visible below the base of the rank badge.

0729. Dental (including Med Tech Branch – Dental Section). The collar lapel badge for all ranks is gilt, comprising a laurel wreath enclosing the letters 'DB' and flanked on each side by wings. The badge is to be worn as follows:

- a. The dental collar badge is to be worn on the No 1, 6 and 6B SD as prescribed for the Medical Branch in Para **0728 a**. The long axis of the badge is to be horizontal.
- b. By all personnel on No 5 and 8 SD, as prescribed for the medical badge in Para **0728b**, with the long axis of the badge horizontal.

0730. Chaplains Branch. The Branch lapel badge consists of a Maltese Cross in black metal, with gilded wings and a wreath with the letters 'RAF' superimposed over the centre of the cross. It is worn in pairs, as follows:

- a. On the jackets of No 1 and 6 SD with the base of the badges centred 1"(2.5 cm) above the inner ends of the step openings of the collar.
- b. On the jackets of No 5 and 8 SD with the top of the badge ¼" (6 mm) below the inner ends of the collar step openings. The upright of the cross is to be parallel with the inside (rolled) edge and midway between it and the outside edge of the collar.
- c. With all remaining orders of dress, the gold embroidered Chaplain's shoulder slides should be worn, as in the manner as prescribed for RAF Regt Officers slides in Para **0708 d**.

Enlarged, embroidered versions of the insignia are worn on the RAF Chaplain's scarf.

0731. Honorary Chaplains to The Sovereign. With uniform orders of dress, Honorary Chaplains to the Sovereign wear aiguillettes and shoulder devices as prescribed in Chapt 9. Additional entitlements are as follows:

- a. A special gilt badge consisting of the Royal Cypher and Crown within a laurel wreath. When conducting religious services this badge is worn below decorations, medals or medal ribbons, on the left side of the scarf and on academic or ordinary clerical dress.
- b. Red Cassock. During the tenure of their appointment only, Honorary Chaplains may also wear a red cassock.

The standard version of the badge described in 'a' above may continue to be worn by former Honorary Chaplains to the Sovereign, consecrated bishops, or those installed as deans or provosts. A miniature version of the badge may be worn by other former Honorary Chaplains to the Sovereign.

0732. Chaplain's Assistants. On appointment, Chaplains' Assistants receive from Chaplains Services (RAF) the requisite uniform buttons (with crusader cross motif), RAF Chaplains brooches and gilded crosses. They are to be worn as follows:

a. Chaplains brooch.

- (1) On the officer's and the airwomen's SD hat the brooch is to be centrally positioned at the front of the black band, with the top edge of the cross in line with the top edge of the band.

(2) On No 5 and 8 SD the brooch is to be positioned centrally, on the wearer's right front lapel, corresponding with the position on their left lapel.

b. Gilded crosses.

(1) On uniform jackets and outerwear the gilded crosses are to be positioned centrally and vertically with the base of the cross $\frac{1}{4}$ " (6 mm) above the 'V' of each collar step opening.

(2) When in shirt-sleeve order, one cross is to be worn on the wearer's right chest, positioned as for the mess dress brooch.

(3) When wearing a jersey, a cross is to be worn on each shoulder strap, positioned longitudinally with the base of the cross centred $\frac{1}{4}$ " (6 mm) from the sewn-in edge of the epaulette.

Entitled insignia and ribbons of orders, decorations and medals may be worn on appropriate uniform dress as indicated in **Chapter 8**.

0733. RAF Regiment. Members of the RAF Regiment wear distinguished arm badges and shoulder slides as follows:

a. RAF Regiment Shoulder Badge. The RAF Regiment arm badge is embroidered in light blue on dark blue felt for temperate and No 6 Dress uniforms. The badge is worn by all ranks of the RAF Regiment following successful completion of basic specialist training, and by members of the RAF Regiment Band. It is to be worn by officers and airmen on both jacket sleeves of No 1, 1A, 6, 6A SD and on the greatcoat by officers and airmen of the Queen's Colour Squadron only. An OG version is to be affixed to the CS95 jacket & shirt. The badge is to be mounted with the centre point $\frac{1}{4}$ " (6 mm) below the sleeve head seam. A miniature RAF Regiment shoulder badge of the approved pattern, woven in gold wire and mounted on Venetian cloth, is to be worn by RAF Regiment officers and RAF Regiment Auxiliary officers on No 5 and 8 SD. Similarly, WOs and SNCOs of the RAF Regiment and the RAF Auxiliary Regiment may also wear this badge on their No 5 or 8 SD. The badge is to be mounted with the centre point $\frac{1}{4}$ " (6 mm) below the sleeve head seam. To facilitate laundering, the badge is to be mounted on press-studs for wear with No 8 SD.

b. Shoulder/Chest Epaulette Rank Slides. RAF Regt OG shoulder slides are not to be worn with CS95. Blue shoulder slides are to worn by personnel when employed in No 2 SD modes, blue/grey for jersey, wedgewood with shirts. A KD version is available for use with KD. The base of the slide is to be aligned with the base of the shoulder strap and the rank braiding set $\frac{1}{16}$ " (2 mm) above the top of the lettering.

c. **Sqn Drop Zone (DZ) Patches.** Sqn DZ patches may be worn on the CS 95 jacket with the sqn cdrs permission. They are to be OG with the centrepiece of the authorised Sqn badge embroidered in black, coloured versions are not to be worn. They are worn centrally mid-way up the right sleeve of the field jacket (or parachute smock if appropriate), positioned below parachutist wings if awarded. RAF Regt personnel not serving on sqns may wear the RAF Regt DZ patch with embroidered crossed rifles and astral crown instead.

0734. Provost Officers and RAF Police. Members of the Provost Branch and RAF Police wear distinguishing armlets and shoulder slides as follows:

a. **Armlets.** The RAFP armlet is to be worn on the left arm, above the elbow, when in No 1 SD and No 6 SD (Jacket). It is also provided for wear on those protective outer garments that are not fitted with shoulder straps.

b. **RAFP Shoulder/Chest Epaulette Rank Slides.** RAFP Shoulder rank slide badges, of the appropriate colour (blue or OG), are to be worn by all ranks on the rank epaulette (shoulder or chest) of appropriate garments.

c. **CS 95 MP Patch.** A red MP patch (6.5 x 5 cm) is worn on CS 95 to identify the wearer as RAFP. It is to be worn as follows:

(1) One cm below the TRF and EAW/EAG badges (as appropriate) on the light weight jacket upper right arm centre of sleeve.

(2) One cm below the TRF and EAW/EAG badges (as appropriate) on the field jacket-upper right arm centre of sleeve.

Trade Badges – Airmen/Airwomen

0735. Musicians – Established Bands. The badge of the musicians of the established bands consists of a lyre in a wreath surmounted by a crown. It is to be worn as promulgated by HQ Music Services.

0736. Physical Training Instructors badge. The badge, worn by qualified physical training instructors below the rank of WO, depicts crossed swords with an eagle superimposed, surmounted by a crown. It is to be worn on the right jacket sleeve of No 1 SD (male and female personnel) and No 6 SD with the top edge of the background ½" (1.3 cm) below the point of the chevron. A white background version is provided for the PTI Jacket and vest.

0737. Telecommunications Badge. The telecommunications badge is worn by TG2 (Avionics), TG3, TG4 and TG11 personnel. It is worn in the following manner:

- a. By FS, chf techs, sgts and cpls on the right jacket sleeve of no 1 SD (male and female personnel) and no 6 SD (male personnel only) with the top edge of the background $\frac{1}{2}$ " (1.3 cm) below the point of the chevron.
- b. By jnr techs and below, as for NCO ranks, but with the top edge of the background 9" (23.5 cm) below the shoulder seam.

BRANCH AND TRADE BADGES



Medical Gilt Caduceus



PMRAFNS



Dental Branch



Chaplains Branch



RAF Regt Shoulder Badge No 1 SD



RAF Regt Rank Slides



RAF Regt Shoulder Badge – CS 95



Telecommunications



PTI (Blue)



PTI Vest (White)



RAFP Rank Slide



All Ranks RAFP Armlet



RAFP CS 95 Arm Patch

Distinguishing Badges – for the Royal Auxiliary Air Force

0738. Officers. Officers are to wear Gilt metal 'A' badges, ½" (13 mm) in height on greatcoat shoulder straps and ¾" (9 mm) in height on all other uniforms mounted as follows:

a. Jacket of No 1, 5, 6 and No 8 SD uniforms.

(1) **Medical Officers & PMRAFNS.** ⅛" (3 mm) below the Medical badge with a second gilt "A" badge in a similar position on the opposite collar/lapel.

(2) **Dental Officers.** ⅛" (3 mm) below the Dental badge with a second gilt "A" badge in a similar position on the opposite collar/lapel.

(3) **Chaplains.** ⅛" (3 mm) above the Chaplains badge.

(4) **Other Officers.** On the jacket collar, 1" (2.5 cm) above the inner end of the step opening midway between the outer edge and the inner (rolled) edge, placed in such a way that the badge is aligned vertically.

b. Greatcoats and other garments with shoulder straps.

(1) **Flt Lts and above.** Midway between the top and bottom edges of the rank braid.

(2) **Fg Off and below.** With the bottom of the letter, contiguous with the bottom edge of the rank braid.

(3) **Chaplain's scarf.** When robed as clergy at parade services, the scarf is to bear on each end below the badge the letter 'A' embroidered in gold.

0739. Airmen and Airwomen. Airmen and airwomen are to wear distinguishing ranks slides on garments with shoulder straps and embroidered 'A' badges on both sleeves of No 1, 5, 6 SD uniforms and greatcoats, positioned as follows:

a. **WOs.** Position the 'A' immediately below the Royal Arms and Macr badge.

b. **FS and below.** Position the 'A' centrally and aligned vertically, ¼" (6 mm) below the bottom edge of the eagle badge.

Distinguishing Badges – RAF Volunteer Reserve Training Branch.

0740. RAF Volunteer Reserve Training Branch Gilt metal badges (VR (T)) 1" (2.5 cm) in height, for wear on the greatcoat and outerwear and ½" (13 mm) in height for wear on the No 1 SD jacket, are to be worn by all officers, in accordance with the direction given in Para 0739 above. All pre-graduate VR (T) commissioned officers undergoing training are to wear plain white slides, with a 13mm gilt metal VR (T) pin inserted centrally in each slide. These are to be worn on the epaulettes of the No 2 Service dress shirt or jersey, on the central rank epaulette of a DPM L/W or field jacket. Upon graduating officers remove the white slides and replace with their appropriate rank slides with VR (T) pins inserted.

Gliding Instructor Badges

0741. Qualified RAFVR (T) and RAFRO (J class) gliding instructors are to wear the Air Cadets 'Gliding Pilot' or 'Gliding Pilot Instructor' badge as appropriate, on the No 1 SD jacket, the jersey and on the flying overalls. The gliding badges are to be positioned above the left-hand breast pocket. A miniature version of this badge (half size and gold embroidered on blue/grey material) should be worn by qualified personnel on No 5 and 8 SD, positioned on the left lapel with the top of the centre of the badge 1½" (3.8 cm) below the inner end of the collar step opening.

Duty Armlets

0742. Distinguishing armlets are provided for personnel to wear when actually engaged on specific duties, e.g. movements, orderly officer/sergeant. They are to be worn on the left arm, above the elbow.

RAF College Initial Officer Training

0743. All personnel undergoing initial officer training are to wear the following distinguishing insignia:

- a. **No 2 and 3 SD.** On all forms of No 2 SD, personnel undergoing IOT are to wear a white band 1½" (3.8 cm) wide on each shoulder strap on the appropriate dress. The white bands may have coloured braid centrally imposed to denote the squadron.
- b. **Head-dress.** On the beret, a white plastic roundel is to be worn with an officer's miniature cap badge superimposed. On the No 1 SD hat, a white band 1½" (3.8 cm) wide is to be worn round the cap so that it covers the black mohair band, and an officer's hat badge is to be superimposed.
- c. **Outerwear.** No distinctions are to be worn on the outerwear.

University Air Squadrons

0744. Members of the UAS are to wear the following distinguishing insignia:

- a. No 1 SD. On the No 1 SD jacket cadets are to wear, on the shoulder, university squadron arm badges.
- b. No 2 Jersey. A white band 1½" (3.8 cm) is to be worn by cadets on each shoulder of the heavy jersey and a university squadron arm badge on the right shoulder patch.
- c. **Head-dress.** A white plastic roundel is to be worn on the beret with an airman's cap badge superimposed.
- d. **Outerwear.** No distinctions are to be worn on the outerwear

0745. University Cadets. When at university cadets are in all respects to dress as fully commissioned officers, except during courses of instruction at the RAF College Cranwell, when their badges of distinction are to be at the discretion of the College Commandant.

Recruit Training Establishments

0746. MOD (AFD) Dress Regulations apply when No 1 or other formal dress is worn. However, Training Schools may authorise the wearing of other devices with No 2 and 3 dress within school bounds, and outside school bounds when engaged in training exercises. Individual schools may decide whether there is a local requirement to wear them; such a decision should be balanced against the need to exercise economy. The items authorised and the significances attached to them are:

- a. Coloured disc to be worn behind the cap badge (range of 6 colours, in 2 sizes to equate to the different size of airmen's and airwomen's cap badges) to signify members of a particular intake squadron or flight during Phase 1 and Phase 2 training.
- b. Colour braid shoulder flash, worn as a loop or shoulder straps to signify members of a particular flight, or trainees on particular courses.
- c. Coloured lanyards – maroon to identify the person appointed as senior trainee of the flight, and yellow for any other trainee in a nominated appointment (e.g. senior man, or duty trainee).

DISTINGUISHING BADGES – FOR THE ROYAL AUXILIARY AIR FORCE



Royal Auxiliary Air Force Officers



Airmen



RAF Volunteer Reserve Training

DUTY ARMLETS



Orderly Officer



Orderly Sergeant



Orderly Corporal



Medical Orderly



Instructor



Fire Picquet



Air Movements Officer



Air Movements Controller

AIR CADET ADMINISTRATIVE INSTRUCTIONS

INSTRUCTION NO 204

DRESS REGULATIONS FOR THE AIR TRAINING CORPS

References:

- A. AP 1358
- B. ACP 17
- C. ACP 1812

GENERAL

1. **Scope of Chapter.** This Chapter contains the following:
 - a. Scales of uniform clothing and regulations for wear by VR(T) officers, Adult SNCOs/WOs and cadets.
 - b. The wearing of approved badges.
 - c. Growth of hair including facial hair, by male personnel. Hairdressing and the use of cosmetics by female personnel.

Note:

1. VR(T) officers are subject to AP 1358 - RAF Dress Regulations at Reference A.

WEARING OF UNIFORM

2. The following general rules apply:
 - a. Members of the ATC are entitled to wear uniform only when attending authorised ATC meetings or parades or when specially authorised.
 - b. Uniform is not to be worn in foreign countries unless specifically authorised by HQ Air Cadets (HQ AC).
 - c. Some VR(T) officers hold commissions in other branches of the Reserve. When on duty with the ATC, the uniform and rank appropriate to the VR(T) is to be worn.
3. **Standard of Uniform.** Subject to the special provisions set out in paras 14 to 29 below the introduction or sanctioning of any deviation from the scaled and sealed pattern of uniforms, buttons and badges or the wearing of any items not listed in the appropriate scales of uniform is forbidden.
4. **Jewellery, Emblems and Badges.** No ornament, emblem or badge, other than those authorised in these Regulations, is to be worn on uniform. Watch chains and trinkets, if worn, are not to be visible. Tie pins are not to be worn. The wearing of hair ornaments by female personnel is dealt with in para 12 below.

5. **Mourning.** Personnel in private mourning may wear a mourning band of black crepe, 8.3cm wide, around the left sleeve of the uniform, above the elbow. No other form of mourning may be worn.

6. **Footwear.** Footwear studded or tipped with ferrous metal is not to be worn in Dangerous Areas. A Dangerous Area may be defined as any location where a flammable liquid vapour can produce a flammable air mixture. The following are the principal examples of Dangerous Areas at RAF stations:

- a. Kerbside pumps and fuelling points.
- b. Aircraft parks where refuelling or defuelling takes place.
- c. Stocks of flammable liquids in cans or drums.
- d. All parts of a fuel installation through which fuel is passed.
- e. Workshops, spraying bays, packing bays etc where solvents or spirits are in use, liquid oxygen bags and GRP (glass reinforced plastic) bags.

7. **Jewish Men.** A male member of the Jewish faith may wear a dark plain patterned yarmulke whenever he removes other headdress.

8. **Muslim Men.** Muslim men are permitted to wear short and neatly trimmed beards.

9. **Muslim Women.** Muslim women may wear uniform trousers. These can be obtained through routine RAF Supply sources, marking the requisition 'for religious reasons'. Headscarves may also be worn whilst on ACO duty. These should be provided from personal sources and are to be of a dark (preferably blue or black) colour. Headscarves may be worn under the beret; they may not be worn when so doing might jeopardise the wearer's health or safety, or where it would interfere with other specialist safety equipment.

10. **Sikh Personnel.** If they so wish personnel of the Sikh religion may wear turbans of the approved pattern, wear their hair long and remain unshaven in accordance with Sikh practices. The turbans comprise a puggree and a headband of RAF ensign blue. The appropriate cap badge is to be affixed centrally on the turban with its base at the apex of the triangle of the headband. When the turban has to be removed in most casts the patka may still be worn beneath specialist headgear. Sikh men may also wear the 5Ks

GROWTH OF HAIR ETC - MALE PERSONNEL

11. The hair of the head is to be kept well cut and trimmed. If a moustache is worn, the upper lip is to be entirely unshaven. Beards and whiskers are not to be worn except on medical or, in the case of Sikh and Muslim personnel, religious grounds, and in accordance with the following procedure:

- a. Serving personnel and applicants for uniformed adult appointments who wish to remain unshaven are to obtain a medical certificate to the effect that shaving will be injurious to health. The Certificate is to be forwarded to HQAC through the Wing Commanding Officer and Regional Commandant, both of whom are to add their recommendations. Subject to such recommendations, authority will then be granted for the applicants to remain unshaven for a maximum period of 2 years. This recommendation is to be reviewed every 2 years.
- b. If, at the end of a two year period the condition still appertains, HQ AC will consider a recommendation from his Squadron Commander supported by a medical certificate and the recommendations of the Wing Commanding Officer and Regional Commandant for the applicant to remain unshaven.

HAIRDRESSING ETC - FEMALE PERSONNEL

12. Female personnel are to arrange their hair in a manner which permits the uniform headdress to be worn correctly. Hair is not to show under the front of the peak of the headdress and the style is to be neat and is to reach no longer than the bottom edge of the collar of the uniform shirt. A hair ribbon in the form of a bandeau may be worn but is to be inconspicuous and may be of a similar colour to the hair or black. Combs, when worn, are to be plain and of a similar colour to the wearer's hair.

13. When in uniform female personnel are forbidden to use brightly coloured nail varnish or cosmetics of a conspicuous nature.

SCALES OF UNIFORM AND REGULATIONS FOR WEAR

14. The scales of uniform and dress regulations for RAFVR(T) officers, Adult SNCOs/WOs and cadets including females, are set out in Annexes A, B and C respectively.

DISTINGUISHING BADGES

15. **Flying Badges.** The flying badges listed are authorised for wear by appropriately qualified personnel. No other flying badges are to be worn:

- a. **VR(T) Officers and Adult SNCOs/WOs:**
 - (1) Authorised RAF flying or parachute badges.
 - (2) The Glider Pilot or the Gliding Instructor Badge.
- b. **ATC Cadets:**
 - (1) The Glider Pilot Badge.
 - (2) Air Cadet Pilot and Navigator Scheme Badges.
 - (3) Air Cadet Gliding Proficiency Badge.

16. **Cadet Qualification and Band Badges.** A full list of authorised badges for wear by ATC cadets is given in Annex G.

17. **Distinguishing Gilt Metal VR(T) and ATC Badges.** VR(T) officers are to wear the gilt metal VR(T) badge and Adult SNCOs/WOs the gilt metal ATC badge on all items of uniform dress. The manner of wearing these badges is described in Annexes A and B respectively and illustrated at Annex D.

ORDERS, DECORATIONS AND MEDALS

18. A list of orders, decorations or medals which may be worn with uniform is set out in RAF Dress Regulations (AP 1358, Chapter 7) and if necessary, COs should consult their Wing HQs for instruction and advice. Military medals/ribbons are to be worn on the left breast pocket immediately and centrally above the flap of the pocket of the No 1 Service Dress (SD) jacket. A row is not to consist of more than 4 ribbons but when more than 4 ribbons are worn they are to be made up to display as many complete rows of 4 as possible, with any incomplete row at the top. See illustration at Annex E.

19. The only non-military medals (and their ribbons) awarded by private societies which may be worn with uniform are medals of the Royal Humane Society, the medal of the Royal National Lifeboat Institution and the Life Saving Medal of the Order of St John of Jerusalem. They are to be worn on the right breast and in a similar position to military medals worn on the left breast.

AUTHORISED EMBLEMS

20. The following emblems may be worn when the wearer is not on parade:

- a. The National Flower or Emblem of St George's, St Andrew's, St David's and St Patrick's Day as appropriate.
- b. Flags and emblems such as the Alexandra Rose worn on authorised flag days.
- c. Remembrance Day poppies may be worn from the onset of sales until the observation of remembrance has concluded each year.
- d. ATC participants in the Nijmegen International Marches are to comply with dress requirements specified in Reference B, Chapter 18, Annex C.

21. Flags and emblems are to be of conventional dimensions and are to be worn centrally above the right pocket of the jacket, or in an equivalent position on the right breast of the jersey, or on the left lapel of the greatcoat.

WEARING OF UNIFORM ON CEASING TO BE MEMBERS OF THE ATC

22. Officers ceasing to be members of the RAF VR(T) except those whose commission is terminated under the provisions of AP 1919, Chapter 3 paras 346 or 347, may wear uniform as authorised by MOD(Air) (see Annex A para 12). SNCOs/WOs and cadets are on no account to wear ATC uniform after leaving the Corps. Cadets and Instructor Cadets are to return all items of uniform, this includes the Instructor Cadet white identification flashes, on leaving the ACO.

SPECIAL PROVISIONS

23. For reasons of tradition or special privilege, certain variations of uniform may be approved as follows:

- a. Kilts may be worn in Scotland and Northern Ireland subject to the approval of the Commandant.
- b. Plumes and certain other embellishments may be worn on ATC Band headdress subject to the authority of the Commandant.

Note: Plumes or hackles in headdress are not to intrude upon tradition, or privilege already accorded to other military units.

- c. Bandsmen and cadets on special ceremonial duty may be authorised to wear white belts, cross straps, gaiters, gloves and sashes, subject to uniformity being maintained.

24. **Pace Sticks and Sashes.** Adult Staff SNCOs/WOs qualified as drill instructors at the Adult Training Facility may carry pace sticks whilst employed upon drill instructor duties. Pace sticks are not to be carried on formal parades. Sashes are not to be worn by members of the ATC (except those mentioned in para 23c above).

25. **Lord Lieutenant Badges.** Lord Lieutenant Badges are to be worn with No 1 SD uniform during the tenure of office. The Badge is also be displayed on an additional brassard when blue uniform, other than No 1 SD, is worn. It is to be worn on the left arm during the tenure of office.

26. **Motor Bicycle Crash Helmets.** (Section 32, Road Traffic Act 1972). All personnel in uniform are to wear civilian pattern crash helmets, preferably white or light colour, when riding privately owned motor bicycles. Appropriate uniform headdress is to be carried and worn when the crash helmet is removed.

27. **Combat Clothing.** At the discretion of Regional Commandants, combat clothing may be worn by officers, Adult Staff SNCOs/WOs and cadets engaged on field duties.

28. **Jacket Foul Weather (Blue Jeltex).** The blue Jeltex jacket is issued for the purpose of protecting cadets from cold and wet weather when moving to and from ATC duties, when on routine parades or on any occasion other than ceremonial parades, when a smart uniform appearance is particularly appropriate. It is not to be worn by cadets engaged in rigorous activities such as, rock climbing, fieldcraft exercises, shooting, canoeing, gliding or assisting with gliding, air experience flying or any other activity in which it will be subjected to undue wear and tear or where nylon garments are forbidden. The waterproofing of the garment will be seriously impaired if the skin is pierced or is damaged by the application of certain dyes, paints or adhesives and great care must be taken to avoid this. Badges are not to be sewn or stuck onto the jacket. However, the appropriate cadet rank badge is to be positioned on the flap provided at the front of the modern version of the jacket.

CIVILIAN BADGES

29. Civilian badges are illustrated at Annex F.

Anne
xes:

- A. Scale of Uniform and Dress Regulations - VR(T) Officers
- B. Scale of Uniform and Dress Regulations - Adult SNCOs/WOs
- C. Scale of Uniform and Dress Regulations - Cadets
- D. Distinguishing Badges - VR(T) Officers and Adult SNCOs/WOs
- E. Medal Ribbon Positions
- F. Civilian Badges
- G. ATC Cadet Badges
- H. Position of ATC Badges on the Brassard

**ANNEX A TO
ACP 20B
ACAI NO 204**

SCALE OF UNIFORM AND DRESS REGULATIONS - VR(T) OFFICERS

SCALE OF UNIFORM - MALE OFFICERS

1. Officers are required to possess the following items of uniform which are provided free of charge from RAF stores on initial kitting but subsequently maintained from an outfit allowance. This allowance contains an element for tailoring eg sewing on of badges, ribbons etc. Alterations to other items issued from Service sources are carried out free of charge under station contract.

Item	Quantity	Notes on Scale
Shirts Wedgwood blue, long sleeve	3	
Shirt, Man's blue, short sleeve	2	
Jersey, blue grey	1	
Trousers No 2 Dress	1 pr	
Belt trousers, blue grey	1	
Gloves brown leather	1 pr	
Shoes, leather soled Oxford	1 pr	
Shoes DMS	1 pr	
Socks, black GS wool/nylon	4 prs	
Tie, black	1	
Jacket F/W blue	1	
Jacket GP	1	
Beret, blue grey	1	(For use with DPs only - when DPs available. NB - DPs are not scaled items)
Uniform, Officers, No 1 SD		Issued free of charge at RAFC Cranwell upon completion of the Initial Officers Course. No reimbursement of costs for a private purchase will be authorised.

Item	Quantity	Notes on Scale
Ranking Braid	As necessary	
Badges VR(T)	4 prs	
Hat, SD with badge	1	Issued free of charge at initial kitting stage by parent unit.

OPTIONAL ITEMS

2. The following items may be obtained at private expense:

Stable Belt	The stable belt is web woven in RAF colours, and has leather strap and buckle fastenings. It is worn with the dark blue stripe uppermost and fastened over the left hip.
Field Service Cap	Optional for No 2 Dress.
No 5B Mess Dress	For wear at Officers' Mess Dining-In Nights and other prescribed occasions. Appropriately qualified officers are to wear half-size gliding instructor or glider pilot badges, wrought in gold embroidery on blue grey cloth with this form of dress.
Shirt White and Black Bow Tie	These items are to be worn with No 1 SD as No 4 Mess Dress, as an alternative to No 5B Mess Dress

DRESS REGULATIONS - RAFVR(T) OFFICERS

3. The forms of uniform dress for VR(T) male officers are:
- No 1 Service Dress (SD).** No 1 SD uniform consists of: Wedgwood blue long sleeved shirt, black tie, black shoes (Oxford), and SD hat. Brown leather gloves are to be worn on all formal occasions, when so ordered or needed for warmth. This uniform is worn at ceremonial and formal occasions as defined by HQAC. It is not to be worn on routine parades or normal working occasions.

b. **No 2 Dress.** No 2 Dress consists of: hat No 1 SD, Jersey BG, Wedgwood blue shirt, black tie, black shoes (Oxford or DMS as preferred), black socks, brown leather gloves when needed for warmth or protection, trousers No 2. Blue Jeltex jacket as required. This dress may be worn for routine wear all the year round when No 1 SD is inappropriate. At indoor working places, the Jersey BG may be removed and a belt BG worn with the trousers. Short sleeved shirts may be worn year round, indoors or outdoors. Long sleeved shirts are to be worn with a tie, including when under the jersey. Short sleeved shirts may be worn open-necked, including under the jersey with collar points worn externally to the jersey neck.

SCALE OF UNIFORM - FEMALE OFFICERS

4. Officers are required to possess the following items of uniform which are provided free of charge from RAF stores on initial kitting but subsequently maintained from an outfit allowance. This allowance contains an element for tailoring eg sewing on of badges, ribbons etc. Alterations to other items issued from Service sources are carried out free of charge under station contract:

Item	Quantity	Notes
Hat, No 1 SD with badge	1	
Beret – Blue/Grey	1	(For use with DPs only - when DPs available. NB - DPs are not scaled items)
Skirt, No 2 Dress	1	
Slacks, Woman's	1	
Jersey, Blue/Grey	1	
Shirts, Woman's Blue Long Sleeve	3	
Shirt, Woman's Summer Blue Short Sleeve	1	
Tie, black	1	
Shoes Black Patent Leather Court	1 pr	
Shoes, Woman's, Leather	1 pr	
Jacket F/W Blue	1	
Jacket GP	1	
Socks Black	4 prs	

Item	Quantity	Notes
Uniform, No 1 Service Dress	1	Issued free of charge at RAFC Cranwell upon completion of Initial Officers Course. No reimbursement of costs for a private purchase will be authorised.
Bag, shoulder adjustable,	1	Handbags are to be carried by all female officers over the left shoulder with the adjustable strap fully extended. When the carrying strap is shortened, the strap should be held in the left hand.
Ranking Braid	As necessary	
Gloves, brown leather	1 pr	
Badge, cap, miniature	1	
Badges VR(T).	4 prs	

Items to be purchased from allowance

Tights, or seamless stockings – colour barely black	6 prs
---	-------

OPTIONAL ITEMS

5. The following items may be obtained at private expense:

Stable Belt	The stable belt is web woven in RAF colours, and has leather strap and buckle fastenings. It is worn with the dark blue stripe uppermost and fastened over the left hip.
Female Purse Belt	The female purse belt is web woven in blue. It is worn so that the buckle is in the centre of the wearer's body
No 5 Mess Dress worn with Marcella shirt and black bow tie	For wear at Officers' Mess Dining-In Nights and other prescribed occasions.
Shirt White with neck tab	For wear with No 1SD as No 4 mess dress as an alternative to No 5 mess dress.

FEMALE PERSONNEL - OPTIONAL ITEMS OF DRESS

6. The following additional optional items are permitted for adult female staff and female cadets, subject to authorisation by COs:

- a. **Rainhood.** During wet weather a clear unpatterned plastic hood may be worn over uniform head-dress, except on parade or other ceremonial occasions.
- b. **Umbrellas.** Umbrellas may be carried or used while in uniform except on parade or other ceremonial occasions. Umbrellas are to be plain-handled, black, short or telescopic and not walking-stick type.
- c. **Overshoes/Boots.** In wet or snowy conditions, civilian type boots, overboots, overshoes or wellingtons may be worn with uniform, except on parade or other occasions, as locally ordered. This footwear is to be black, plain pattern with low heels, made of rubber, leather or plastic and of such a length that the top of the boot is no higher than the base of the wearer's knee.

DRESS REGULATIONS - FEMALE OFFICERS

7. The forms of uniform dress for female officers are:

- a. **No 1 Service Dress(SD).** No 1 SD uniform consists of: hat, No 1 SD female, jacket and skirt - No 1 SD, Wedgwood blue long sleeved shirt, black tie, seamless stockings or tights, (barely black in colour), black laced or court shoes as ordered (laced shoes are to be worn for all marching occasions), brown leather gloves are to be worn on all formal occasions, when so ordered or needed for warmth. This uniform is worn at ceremonial and formal occasions as defined by HQ AC. It is not to be worn on routine parades or normal working occasions. Court shoes are not to be worn on parade but may be authorised for wear on other formal occasions providing that uniformity is maintained.
- b. **No 2 Dress.** No 2 Dress consists of: hat, No 1 SD female, Jersey BG, Wedgwood blue shirt, black tie, black shoes (court or black laced as preferred), No 2 dress skirt, seamless stockings or tights (barely black in colour), slacks with black socks, brown leather gloves for warmth or protection. Blue Jeltex jacket as required. This dress may be worn for routine wear all the year round when No 1 SD is inappropriate. At indoor working places, the Jersey BG may be removed. Short sleeved shirts may be worn year-round indoors and outdoors. Long sleeved shirts are to be worn with the tie, including when under the jersey. Short sleeved shirts may be worn open-necked, including under the jersey with collar points worn externally to the jersey neck.

BADGES OF RANK

8. **No 1 Service Dress (SD).** All officers wear rings of black and blue ranking braid as appropriate, the centre of the braid being 9.5cm from the bottom of the cuff.

9. **No 2 and 3 (Combat) Dress.** Looped rank badges are available from RAF Stores and are to be worn on the shoulder straps of No 2 Dress Jacket, Combat Jacket, Jersey BG or shirt as appropriate. Blue rank slides only are to be worn with Soldier 95 uniform (this includes those members of staff involved with SATT duties).

10. **RAF Flying Badges.** RAF flying badges are to be worn in accordance with RAF Dress Regulations.

VR(T) METAL BADGES

11. Gilt metal VR(T) badges (Size 13 mm) (illustrated at Annex D-1) for wear on No 1, 2 and 5 dress are to be worn as follows:

a. **RAFVR(T) Officer's No 1 SD Jacket and No 5 Dress Jacket.** On the collar of the jacket, 25mm above the inner edge of the step opening midway between the outer edge and the inner (rolled) edge and so placed that a line drawn through the centre of the badge will be parallel to the inner (rolled) edge. See Annex D-2.

b. **RAFVR(T) Female Officer's No 1 SD Jacket and No 5 Mess Dress.** As in sub-para 11a.

c. **Jersey BG and Other Garments with Shoulder Straps:**

(1) **Flight Lieutenant and above.** On the rank badges, midway between the top and bottom edges of the rank braid. (Illustrated at Annex D-3).

(2) **Flying Officer and Pilot Officer.** On the rank badges with the bottom of the letter 'T' contiguous with the bottom edge of the rank braid. (Illustrated at Annex D-4).

WEARING OF UNIFORM BY RAFVR(T) OFFICERS PERMITTED TO RETAIN THEIR RANK ON RETIREMENT.

12. RAFVR(T) officers who are permitted to retain their RAFVR(T) rank on retirement may wear uniform on the following occasions:

a. When attending:

(1) Investitures and Royal garden parties.

(2) State ceremonial occasions.

(3) Their own wedding or other military weddings when the sponsor requests the wearing of uniform.

(4) When attending formal service functions⁽¹⁾

b. When participating in an official capacity, in:

(1) Non-service parades.

- (2) War Memorial services and associated parades.
- (3) Parades in connection with the celebration of the Sovereign's birthday.
- c. When inspecting or visiting:
 - (1) RAuxAF or RAFVR units in an official capacity.
 - (2) Units of the Combined Cadet Force (CCF) or the Air Training Corps (ATC) on behalf of the Ministry of Defence.
- d. When on duty as officials, duly appointed by the Ministry of Defence.
- e. When holding the appointment of Lord Lieutenant or Deputy Lord Lieutenant of a county, High Sheriff or Sheriff and discharging the duties of that appointment. (Lieutenancy insignia may not be worn on RAF dress but entitled RAF flying badges may be worn on the Lieutenancy dress).

Note:

- 1. No 5 Mess Dress may be worn by retired RAFVR(T) officers on all occasions when this form of dress is appropriate for serving personnel.

ADDITIONAL DRESS REGULATIONS FOR RAFVR(T) FEMALE OFFICERS

- 13. The following additional regulations apply to RAFVR(T) female dress:
 - a. **Head-dress.** The female No 1 SD Hat and the beret are to be worn so that the bottom edge of the hat is one inch above the eyebrows, with the front of the hat level across the forehead. The badge is to be positioned directly in the centre of the forehead. The beret is to be worn with the badge directly above the left eye.
 - b. **Skirt.** Uniform skirts are to be worn so that the bottom hem is of the same length all round and long enough to reach between the centre of the knee and 5.1 cm below the knee.
 - c. **Jewellery.** RAFVR(T) female officers may wear wedding rings, engagement rings and plain signet rings. Following the piercing of ears, they may wear gold stud sleeper earrings but only one in each ear. Sleeper studs are to be small and unobtrusive and are not to be worn on parade. No other jewellery or trinkets are to be worn with uniform.
 - d. Female Officers may wear civilian ball gowns at officers mess annual formal balls and Ladies' Guest Nights

INTENTIONALLY BLANK

**ANNEX B TO
ACP 20B
ACAI NO 204**

SCALE OF UNIFORMS AND DRESS REGULATIONS ADULT SNCOs/WARRANT OFFICERS

SCALES OF UNIFORM - MALE ADULT SNCOs/WARRANT OFFICERS

1. Male SNCOs/WOs are required to possess the following items of uniform which are issued and maintained free of charge from RAF Stores:

Item	Quantity
Trousers No 2 Dress	2 prs
Jersey, blue grey	1
Shirts, Wedgwood blue long sleeve	2
Shirt, Man's Blue Short Sleeve	1
Tie, black	1
Shoes, DMS	1 pr
Belt, blue grey	1
Beret, blue grey	1
Badges, Beret, WO	1
Badges, Beret, RAF	1 (SNCOs)
Jacket F/W	1
Socks, black	3 prs
Badges, metal 'ATC'	3 prs
Badges, rank, shoulder AWO	1 pr
Badges, rank, shoulder, Sgt/FS	1 pr

OPTIONAL ITEMS

2. The following items may be obtained at private expense:

Stable Belt The RAF Stable Belt is web woven in RAF colours, and has leather straps and buckle fastenings. When worn, the dark blue stripe should be uppermost and fastenings secured over the left hip.

Hats, Airmen No 1 SD (to be worn with No 1 SD uniform only)

Caps, Field Service Airmen

Gloves, brown leather (WOs)

Gloves, knitted wool/nylon blue grey

Boots, Ankle DMS/Long Boot

No 5 RAF Mess Dress

Note

Although No 1 SD uniform is not scaled for male or female Adult SNCOs/WOs it is recognised that these part-worn uniforms are obtained and used on what are perceived to be legitimate occasions, eg an Adult SNCO/WO in charge of cadets at a high profile event or for band Adult SNCOs/WOs. Given that surplus uniforms held in RAF stores may be issued to Adult SNCOs/WOs, and that they could have eagle 'Flashes' on the shoulder (latest issue) or no eagle 'Flashes' (obsolete issue), it is accepted that there could be 2 versions of the No 1 SD uniform in use in the Corps concurrently. Therefore, uniforms issued that have eagle 'Flashes' attached should retain them. Additionally, a brass 'ATC' badge is to be attached to the jacket lapel for both versions of the uniform. Where this form of dress is approved it is to be worn complete with RAF buttons, Wedgwood blue shirt, black tie, DMS shoes and black socks. Hats, Airmen No 1 SD, bought at private expense, are to be worn with No 1 SD uniform only.

FORMS OF DRESS - MALE ADULT STAFF SNCOs/WARRANT OFFICERS

3. The dress for male Adult Staff SNCOs/WOs is:

a. **Parade and Formal Dress.** Jersey BG, No 2 Dress Trousers, Wedgwood blue long sleeved shirt, black tie, black shoes, black socks, beret.

b. **No 2 Dress**

(1) The form of dress within an ATC environment is Jersey BG, No 2 Dress trousers, Wedgwood blue long sleeved shirt, black tie, black socks, black shoes, beret. Blue Jeltex jacket as required.

(2) The standard form of dress when using the messing facilities of a military establishment, eg RAF Stations, is Jersey BG, No 2 Dress trousers, Wedgwood blue long sleeved shirt, black tie, black socks, black shoes, beret.

(3) No 2 working dress includes the wearing of short sleeved shirts year-round, indoors or outdoors. Long sleeved shirts are to be worn with a tie, including when under the jersey. Short sleeved shirts may be worn open-necked, including under the jersey with collar points worn externally to the jersey neck.

4. No 1 SD is not normally worn on parade or formal occasions, but Wing Commanding Officers may authorise the wearing of such uniform, provided all Adult Warrant Officers on parade or attending the formal occasions are similarly attired to maintain uniformity.

SCALE OF UNIFORM - FEMALE ADULT SNCOs/WARRANT OFFICERS

5. Female Adult SNCOs/WOs are required to possess the following items of uniform which are issued and maintained free of charge from RAF Stores:

Item	Quantity	Notes
Skirt No 2 Dress	1	
Slacks, Woman's 1972 pattern blue/grey	1	
Jersey, blue grey	1	
Shirts, woman's, blue, long sleeve	2	
Shirt, Woman's Summer Blue, short sleeve	1	
Tie, black	1	
Shoes, woman's black	1 pr	
Badges, Rank, Shoulder, AWO	1 pr	
Badges, Rank, Shoulder (FS/Sgt)	1 pr	
Badges, Beret, WO	1	
Badges, Beret, RAF	1	(SNCOs)
Beret, blue-grey	1	
Jacket F/W blue	1	
Seamless stockings or tights (Barely Black in colour)	6 prs	To be purchased privately

Item	Quantity	Notes
Socks black	3	
ATC Badges, Metal	3 prs	

OPTIONAL ITEMS

6. The following items may be obtained at private expense:

No 1 SD hat (this is to be worn with the part-used No 1 SD uniform only)

Black Court Shoes

Gloves, black leather/leatherette

No 5 Female Mess Dress For wear on approved occasions

Female Purse Belt Buckle to be worn in the centre of the body.

Stable Belt

Note:

Although No 1 SD uniform is not scaled for issue to female or male Adult SNCOs/WOs it is recognised that these uniforms are obtained and worn on what are perceived to be legitimate occasions, eg an Adult SNCO/WO in charge of Cadets at a high profile event or for band Adult SNCOs/WOs. Given that surplus uniforms held in RAF stores may be issued to Adult SNCOs/WOs, and that they could have eagle 'Flashes' on the shoulder (newest issue) or no eagle 'Flashes' (obsolete issue), it is accepted that there could be 2 versions in use in the Corps concurrently. Therefore, uniforms issued that have eagle 'Flashes' attached should retain them. Additionally, a brass 'ATC' badge is to be attached to the jacket lapel for both versions of the No 1 SD uniform. This female form of dress, where approved, is to be worn complete with RAF buttons, Wedgewood blue shirt, black tie, black shoes (or court shoes) and seamless stockings or tights (barely black in colour). Hats, Airwomen No 1 SD, bought at private expense, are to be worn with No 1 SD uniform only.

FORMS OF DRESS - FEMALE ADULT WARRANT OFFICERS

7. The dress for female AWOs is:

a. **Parade and Formal Dress.** Jersey BG, skirt No 2 Dress, Female Wedgewood blue long sleeved shirt, black tie, seamless stockings or tights (colour barely black), black shoes and beret.

b. **No 2 Dress**

(1) The form of dress within an ATC environment is female Jersey BG, female Wedgwood blue long sleeved shirt, No 2 dress skirt, seamless stockings or tights, or slacks, black socks, black shoes, and beret.

(2) The standard form of dress when using the messing facilities of a military establishment, eg RAF Station, is Jersey BG, No 2 Dress skirt, Wedgwood blue shirt, black tie, seamless stockings or tights, or slacks, black socks, black shoes, and beret.

(3) No 2 working dress includes the wearing of short sleeved shirts year-round, indoors or outdoors. Long sleeved shirts are to be worn with a tie, including when under the jersey. Short sleeved shirts may be worn open-necked, including under the jersey with collar points worn externally to the jersey neck.

ADULT WARRANT OFFICERS AND SNCOs - BADGES OF RANK

8. The AWO rank badge (illustrated at Annex D-1) is a woven blue crown on a dark blue background. The standard RAF Warrant Officers badge may be worn by AWOs who have previously held substantive WO rank or equivalent in the regular forces of the Crown. SNCO rank badges consist of woven fabric 3-bar chevrons (surmounted by a crown for Adult FSs).

9. **Wearing of Rank Badges.** Rank badges are to be worn as follows:

a. **No 1 SD Jacket.** AWO rank badges are worn centrally on the outer face of both sleeves with the centre of each badge 16.5 cm from the bottom of the sleeve. SNCO rank 3-bar chevrons are positioned on No 1 SD Uniform (if worn) with the lowest point of the chevrons 24.1cm from the shoulder seam. The base of the Adult FS Crown badge of rank is to be positioned 3mm above a horizontal line joining the upper tips of the 3-bar chevrons in a central position.

b. **Jersey BG and Other Garments Equipped with Shoulder Straps.** AWO/SNCO rank badges/chevrons are worn on the shoulder strap in the form of the looped badge obtainable from RAF Stores.

c. **No 5 Mess Dress.** For the location of badges of rank for both male and female Mess Dress see Annex D.

d. **Soldier 95 Uniform.** Blue rank slides only are to be worn with Soldier 95 uniform. This includes members of SATTs.

METAL ATC BADGES

10. The distinguishing anodised ATC badges (illustration At Annex D) are to be worn by Adult SNCOs/WOs as stated:

- a. **No 1 SD Jacket and No 5 Dress Jacket.** On the collar of the jacket 2.5 cm above the inner edge of the step opening, midway between the outer edge and the inner (rolled) edge and in such a position that a line drawn through the centre of the badge will be parallel to the inner (rolled) edge. For female AWO's see Annex D for location of ATC badge.
- b. **Jersey BG.** On the rank badge fitted to the shoulder strap with the bottom of the ATC badge contiguous with the bottom edge of the rank badge.

**ANNEX C TO
ACP 20B
ACAI NO 204**

SCALE OF UNIFORM AND DRESS REGULATIONS - ATC CADETS

SCALE OF UNIFORM, CADETS

1. Cadets are required to possess the following items of uniform which are issued and maintained free of charge from RAF Stores:

Item	Quantity	Notes
Jersey, blue grey	1	
Shirts, working dark blue	1	
Shirts, Wedgwood Blue	1	For wear on formal occasions only.
Skirts, No 2 Dress	1	Female Cadet
Slacks Women's 1972 pattern	1	Female Cadet
Trousers, No 2 Dress	1 pr	Male Cadet
Belt, trousers,	1	For wear with trousers blue grey
Beret, blue-grey	1	
Badges, Beret	1	
Brassard, ATC	1	
Rank Slides	1 pr	
Anoraks, blue Jeltex	1	
Necktie, black	1	To be worn with Wedgwood blue shirts only
Coverall, 1971 pattern	1	For wear when participating in adventurous activities.
Instructor cadet rank slides	1 pr	Cadet Sgts/FSs/WOs over 18 years of age

2. OPTIONAL ITEMS MAY BE OBTAINED AT PRIVATE EXPENSE:

Item	Quantity	Notes
Shoes/Boots DMS		
Gloves, knitted blue grey (male and female cadets)		
Belt, Stable	1	The RAF Stable Belt is web woven in RAF Colours, and has leather straps and buckle fastenings secured over the left hip. It is not to be worn on the outside of the Jersey BG.
Handbags, shoulder strap (Female Cadets only)	1	Not to be carried on parade
Hats, Airman's No 1 SD	1	May be purchased privately by CWOs only.
Part worn Airman's/ Airwoman's No 1 SD uniform as appropriate and No 1 SD hat	1	May be issued on availability basis for wear by CWO and cadet Bandsmen and Bandswomen only.
Female Purse Belt		Buckle worn in the centre of the body.

DRESS REGULATIONS - GENERAL

3. The normal working dress for cadets is:

- a. Beret (blue/grey and complete with ATC badge). This is to be worn so that the band is horizontal around the head, 25 mm above the eyebrows. Loose material of the crown is to be drawn down to the right side and the badge clearly displayed in a position directly above the left eye.
- b. The Dark Blue Working Shirt, worn with the top button undone and the collar of the shirt placed outside the jersey.
- c. Jersey blue grey.
- d. No 2 Dress trousers (worn with a blue grey supporting belt) or No 2 Dress skirt for female cadets.
- e. Black socks and black shoes/boots (male cadets); barely black tights and black shoes (female cadets).
- f. Brassard.

g. Proficiency and Qualification Badges are worn either on a Brassard on the right arm or on the shoulder patches of the jersey (see para 5 below).

Notes:

1. Jeltex jackets may be worn in inclement weather.
2. Protective combat clothing and flying clothing may be worn as ordered.
3. The Dark Blue Working Shirt may be worn with the sleeves rolled up at any time of the year subject to the uniformity of dress and COs authorisation.

CADET BADGES

4. Cadet badges are to be worn as stated (see Annex G for illustration):

a. **Badges on the Brassard.** The Brassard is to be fitted over the right sleeve of the jersey or shirt and positioned above the elbow. The top of the Brassard is to be fixed by a fabric strap to the right shoulder strap of the jersey or the shirt, as appropriate. The location of badges on the Brassard are:

(1) **ATC Squadron Identification Badges.** This Badge is to be worn centrally at the top of the Brassard, 6 mm from the top edge.

(2) **ATC Distinguishing Badge.** The Distinguishing Badge "Air Training Corps" is to be worn in a central position immediately below the Squadron identification Badge.

(3) **Proficiency Badges.** First Class, Leading and Senior Cadet Proficiency Badges are to be worn in a central position immediately below the ATC Distinguishing Badge and with one point of the star or one blade of the propeller uppermost, as appropriate. Only one Proficiency Badge is to be worn and is to be for the highest classification for which a cadet is qualified.

(4) **Air Cadet Leadership Badge.** Graduates of the ATC Leadership Course and the Cadet Leadership Course at the Cadet Training Centre at Frimley park are to wear the Air Cadet leadership Badge in a central position immediately below the Proficiency Badge. The Badge is not to be worn if the higher ranking Junior Leadership Course lanyard has been awarded.

(5) **Nijmegen Badge.** This Badge is to be located in a central position on the Brassard immediately below the Air Cadet Leadership Badge or with the base of the Badge 7.5 cm above the lower edge of the Brassard if the Leadership Badge is not worn. If the Corps Marksmanship Badge is worn, consisting of crossed rifles and a crown, the Nijmegen Badge is to be moved to a balancing position on the left side of the Brassard, on a line with the Crown, and with the bases of both badges 7.5 cm above the lower edge of the Brassard.

(6) **Marksmanship.** Only one Marksmanship Badge is to be worn and is to be for the highest level award for which the cadet is qualified - the ascending levels of precedence being Squadron, Wing, Region, Corps and Cadet Hundred. Thus, a cadet who has gained a Squadron Marksmanship Badge for Full Bore Rifle shooting and a Regional Marksmanship Badge for Air Rifle shooting is to wear the Regional Marksmanship Badge. Annual re-qualification is not necessary, and the appropriate Badge is to be positioned 6mm in from the right hand edge of the Brassard.

(7) **Millennium Volunteer (MV) Badge.** The MV Badge is to be positioned on the Brassard 6mm from the lower edge and 6mm in from the left hand edge.

(8) **Communicator and Bandsmen's Badges.** These ATC project badges are to be worn only in spaces where higher priority Badges have not been gained - and preferably at one of the central badge locations on the Brassard.

(9) **First Aid Badge.** The St John Ambulance First Aid Badge is to be worn only as a "base-line" Badge on the Brassard and in one of the 2 spaces where the MV Badge or Marksmanship Badge has not been gained.

b. **Cadet Flying Badges.** Cadets are restricted to wearing only 2 of the flying badges On the Jersey BG, one to represent achievement in gliding and one in conventional flying. In the case of gliding only the Badge indicating the highest level of attainment is to be worn. In the case of conventional flying the precedence of badges in ascending order is the Air Cadet Navigation Scheme and Air Cadet Pilot Scheme. Only the Badge indicating the highest level of attainment is to be worn. The flying badges are to be worn as follows:

(1) **Single Badge.** When a single badge is worn it is to be positioned centrally 1cm above the bottom edge of the patch of the left shoulder of the jersey BG. When worn with No 1 HD, it is to be positioned centrally 1cm above the top seam of the left hand pocket.

(2) **Two Badges.** When badges from both categories are worn, the Gliding Proficiency Badge is to be positioned centrally 1cm beneath the Badge awarded for conventional flying. When the Glider Pilot Badge or the Glider Instructor Badge has been awarded, however, this is to be positioned centrally 1cm above the conventional flying badge. This applies equally to Jersey BG and No 1 HD.

c. **Duke of Edinburgh Award Badges.** Duke of Edinburgh (DofE) Award badges are to be worn centrally on the right shoulder patch 1.0 cm above its lower edge on the RAF pattern jersey and in the corresponding position on the female pattern. Only one D of E badge is to be worn; it will always be the most advanced badge for which the cadet is qualified.

- d. **The Staff Cadet Lanyard.** This is to be worn as a cord over the left shoulder, affixed under the shoulder strap and fastened to a small raised RAF crested black button sewn centrally on the bottom edge of the shoulder patch. When worn with the Wedgwood blue shirt the lanyard should be placed under the epaulette on the left shoulder with the braided part hung in front. The cord is passed under the shoulder and secured by placing the end of the lanyard through the 'eye' of the cord.
- e. **Junior Leaders' Course Lanyard.** Cadets who graduate from the Junior Leaders Course will be awarded a maroon lanyard. This will be worn in the same manner as the staff cadet lanyard. If a cadet is qualified for both lanyards, only the Junior Leader lanyard is to be worn.
- f. **The Lord Lieutenant's Badge.** Lord Lieutenant's cadets who are authorised to wear No 1 SD are to display the Lord Lieutenant's Badge centrally on the left sleeve as stated in paras 7j and 8. When wearing blue uniform, other than No 1 SD Uniform, a left arm brassard is to be worn at all times displaying the Lord Lieutenant's Badge throughout the tenure of office.
- g. **Instructor Cadets.** Cadets who attain Sgt rank by their 18th birthday may continue service as an Instructor Cadet until the age of 20 years or opt to leave the Corps. Those who remain in the Corps are to wear modified, integral rank slides with "INSTRUCTOR CADET" lettering embroidered onto the lower/shoulder end of each slide and in the same colour as the rank insignia. No equivalent means of identification is required for cadets in No 1 SD uniform.

DESCRIPTION OF BADGES

- 5. Badges worn by members of the ATC are illustrated in Annex G and Poster ACP 30. Details of cadet badges are as listed:
 - a. **Beret or Hat Badge.** A silvered metal badge comprising a falcon in a circlet bearing the words "Air Training Corps".
 - b. **ATC Distinguishing Badge.** An arc-shaped dark blue fabric badge with "AIR TRAINING CORPS" embroidered in light blue.
 - c. **First Class Cadet Badge.** A four-pointed star embroidered in light blue with a dark blue background.
 - d. **Leading Cadet Badge.** A four-bladed propeller embroidered as in sub-para 6c.
 - e. **Senior Cadet Badge.** A four-pointed star superimposed on a four-bladed propeller and embroidered as in 6c.
 - f. **Leadership Badge.** A gold RAF eagle embroidered on an oval RAF blue background with black lettering and surround.
 - g. **ATC Marksman Badges.** There are 4 badges awarded for ATC marksmen.

- (1) Sqn Marksman - Single rifle depicted in blue cloth on a dark background.
- (2) Wg Marksman - Single rifle as above surmounted by a cloth crown.
- (3) Rgnl Marksman - Crossed rifles depicted in blue cloth on a dark background.
- (4) Corps Marksman - Crossed rifles as above surmounted by a cloth crown.

h. **Air Cadet Pilot Scheme.** A pair of fabric wings embroidered with the letter 'P' in the centre, "AIR CADETS" is embroidered in gold respectively above and below the letter 'P'.

i. **Gliding Proficiency badge.** A pair of embroidered blue, silver and gold wings with a central 'GS', 'S' and 'A' respectively.

j. **Glider Pilot Badge.** A pair of wings embroidered in light blue with dark blue edging and a central 'G' contained in a woven blue ring.

Note: Cadets qualified for both the Glider Proficiency and Glider Pilot's badges are to wear only the latter.

k. **Cadet Navigator Badge.** An embroidered half-wing in light blue with dark blue edging, bearing a ringed 'N' with the words 'AIR CADETS' embroidered in light blue above and below it.

l. **Band Badges.** The following band badges are authorised:

- (1) **Trumpeter Badge.** Consisting of crossed trumpets in white metal.
- (2) **Piper Badge.** Pipes in white metal.
- (3) **Drummer Badge.** A drum in white metal.
- (4) **Other Musicians in Brass, Military and Pipe Bands.** A badge of white metal comprising a lyre within a wreath.
- (5) **Drum Major.** A badge of white metal comprising 4 inverted chevrons surmounted by a drum.
- (6) **Pipe Major.** A badge of white metal comprising 4 inverted chevrons surmounted by pipes.

Note: For the manner of wearing band badges on No 1 SD see para 8.

m. **The Cadet Hundred Badge.** The Cadet Hundred Badge is a woven badge of dark blue fabric, with 2 marksmen embroidered centrally inside a

light blue ring which also contains in light blue, 'NRA CADETS HUNDRED', and the best aggregate scores in the annual competition for the Patriotic Challenge Shield held at the Inter-Service Cadet Rifle Meeting. It may be worn by entitled cadets during the period for which it is awarded.

- n. **Nijmegen Badge.** The Nijmegen Badge is a cloth triangular badge with green and gold stripes. The word 'NIJMEGEN' is at the bottom of the badge.
- o. **Millennium Volunteer.** The Millennium Volunteer Badge is a cloth oval badge, black in colour, depicting crossed swords surmounted by a gold crown. It also depicts a visual representation of 'MV'.
- p. **Communicator Badge.** The Communicator Badge is an oblong cloth badge, dark blue in colour, depicting 4 lightning flashes with a light blue letter 'C' in the centre.
- q. **First Aid Badge.** The First Aid Badge is a circular cloth badge which depicts a red roundel with 'YLS plus First Aid' around the top and 'St John Ambulance' across the bottom. The centre of the Badge has the white cross of St John on a black background.

CADET RANK BADGES

6. Except for the CWO badge, cadet rank badges worn with the Jersey blue-grey or shirt are identical to those worn by members of the Royal Air Force. Badges are available from RAF Stores and have ribbon loops to enable them to be worn on the shoulder straps of the Jersey blue-grey or shirt as appropriate. Description of badges are: (see Annex G).

- a. **CWO.** A woven fabric badge in dark blue with an embroidered light blue crown and laurel wreath.
- b. **FS Badge.** Three chevrons surmounted by a crown.
- c. **Sgt Badge.** Three chevrons.
- d. **BU** Two chevrons.

WEARING OF AIRMAN'S NO 1 SD UNIFORM BY CWOs

7. Although not scaled for, the wearing of No 1 SD uniform, where authorised, by CWOs is subject to the following regulations:

- a. The authority of OC Wing is required for the wearing of No 1 SD uniform on parade and, at all times, uniformity of dress among CWOs is to be maintained on parade.

- b. Distinguishing Badges are to be worn on both sleeves with the centre point of the top edge of the badge located 6 mm below the centre of the shoulder seam. When a No 1 HD Uniform is issued that has RAF Eagle Flashes on the sleeves, these are to be removed and ATC insignia patches are to be attached in their place.
- c. Squadron Identification Badges are to be worn on both sleeves with the top of the squadron number located centrally 5 cm below the shoulder seam.
- d. CWO Rank Badges are to be positioned on the front centre of both sleeves with the middle of the badge located 16 cm above the cuff.
- e. Flying and gliding badges are to be worn in accordance with para 4b, except that a single badge, or the lower of 2 badges, is to be positioned 1cm above the breast pocket.
- f. The highest ranking Marksman Badge (see para 4a (6)) is to be positioned on the right sleeve, immediately above the CWO Badge.
- g. Leading Cadet or Senior Cadet Badges are to be worn centrally on the left sleeve with the top of the badge 15cm below the shoulder seam and located with a propeller blade vertical.
- h. Staff Cadet Lanyards are to be affixed to the top of the left shoulder by means of a hook and eye so that the tassel hangs in front of the shoulder. The top of the cord is to be drawn back over the shoulder, passed under the arm and through the loop at the base of the tassel before being affixed to the button of the left breast tunic pocket.
- i. Duke of Edinburgh Award badges, are to be worn on the left sleeve, 1.2 cm above the CWO badge.
- j. **Lord Lieutenant's Cadet Badge.** When required to be worn, the Lord Lieutenant's Badge is to be positioned centrally on the left sleeve with the bottom edge of the Badge 1.2 cms above the lower badge.
- k. **Order of Badges - CWOs.** The CWO badges are to be worn as described in paragraph 7d. The Duke of Edinburgh Award is to be worn as described in paragraph 7i and the Lord Lieutenant's badge is to be worn 1.2 cm above the Duke of Edinburgh on the left sleeve.

WEARING OF AIRMAN'S NO 1 SD UNIFORM BY LORD LIEUTENANT SNCO CADETS

- 8. Lord Lieutenant's Cadets who are of SNCO rank and are authorised to wear No 1 SD uniform are subject to the regulations for CWOs (at para 7j) - except that:
 - a. Badges of rank are to be worn centrally on the outer face of both uniform sleeves, with the lowest point of the chevrons located 24cm from the shoulder seam.

b. The Lord Lieutenant's Cadet badge is to be positioned centrally on the left sleeve 1.2cm above the Duke of Edinburgh (DofE) Award badge. If the DofE Award badge is not worn, however, the Lord Lieutenant's Cadet badge is to be positioned in its place - ie, centrally on the left sleeve and with the middle of the Badge 16 cm above the cuff.

c. The highest ranking Marksman Badge is to be positioned centrally on the right sleeve and with the middle of the Badge located 16cm from the cuff. The Marksman badge is to take precedence over the wearing of a Band Badge in the same location.

WEARING OF AIRMEN'S NO 1 SD UNIFORM BY CADET MUSICIANS

9. Cadet musicians undertaking formal band duties in No 1 SD uniform are to conform to the dress regulations contained in Reference C, Chapter 3.

10. Badges worn with CS95 Uniform

a. ATC beret and Badge, when appropriate.

b. A Rank Badge slide and Instructor Cadet insignia, as appropriate, on the front epaulette of the jacket.

c. If authorized, a Unit Badge placed centrally and worn mid-way on the left upper sleeve of the Field Jacket.

11. Badges worn with Coveralls and Flying Suits

a. ATC beret and Badge, when appropriate.

b. Rank Badge slides and Instructor Cadet insignia, as appropriate, on both epaulettes.

c. AEF and VGS Staff Cadets should also wear a "Flight Staff Cadet" patch on the left breast of their own overalls or flying suits.

12. Subject to CO's approval the following optional items may be worn:

a. **Rainhood.** During wet weather a clear unpatterned plastic hood may be worn over uniform head-dress except on parade or other ceremonial occasions.

b. **Umbrellas.** Umbrellas may be carried or used while in uniform except on parade or other ceremonial occasions. Umbrellas are to be plain handled black, short or telescopic and not walking-stick type.

c. **Overshoes/Boots.** In wet or snowy conditions, civilian type boots, overboots, overshoes or wellingtons may be worn with uniform except on parade or other occasions as locally ordered. This footwear is to be black, plain patterned with low heels made of rubber, leather or plastic and of such a length that the top of the boot is no higher than the base of the wearer's knee.

- d. **Female Purse/Belt.** The Female Purse Belt is web woven in blue.
- e. **Stable Belt.** See Annex C para 2.

VALETING OF UNIFORMS

- 12. The following points are to be noted:
 - a. The styling of uniform items is not to be altered by ironing in pleats or creases.
 - b. Jacket sleeves are constructed to meet the physical silhouette of the arm in repose. When the arm is held stiffly in the "attention", ironed creases merely accentuate the distortion of the back of the jacket. Sleeves should be lightly pressed, using a damp cloth to iron out any lateral creases. This can be best achieved by using a sleeve board where available.
 - c. Trousers creases are to be ironed into the front and rear of trouser legs.

VR(T) OFFICERS' BADGES



CAP BADGE



DISTINGUISHING BADGE

ADULT WARRANT OFFICERS' BADGES



CAP BADGE



CAP BADGE
Small Badge for Beret



DISTINGUISHING BADGE



WARRANT OFFICER
Ex RAF Warrant Officer or equivalent other services



ATC ADULT WARRANT OFFICER
No previous regular service



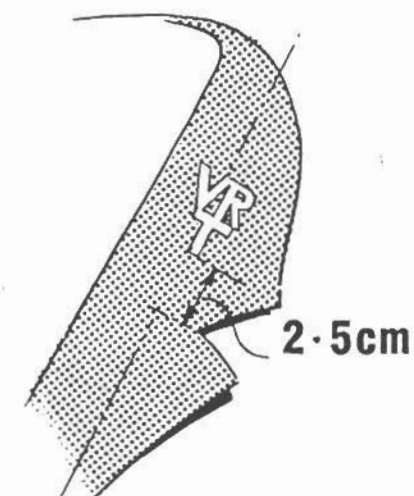
ADULT SERGEANT



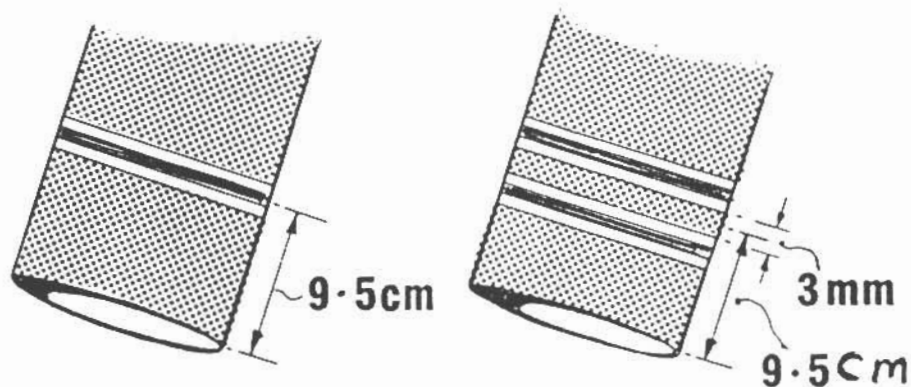
ADULT FLIGHT SERGEANT

POSITION OF RANKING BRAID AND VR(T) BADGES

No 1 SD JACKET
AND No 5 MESS DRESS JACKET



Collar position



Sleeve position

Civilian Staff Badges



ATC LAPEL BADGE



CHAPLAIN'S SCARF BADGE



ATC WELFARE BADGE



CIVILIAN INSTRUCTOR'S ARM BAND

ATC Cadet Badges

CADET BADGES



CAP BADGE



CADET WARRANT OFFICER



CADET FLIGHT SERGEANT



CADET SERGEANT



CADET WARRANT OFFICER



CADET FLIGHT SERGEANT



CADET SERGEANT



CADET CORPORAL



STAFF
CADET



JUNIOR
LEADER



DISTINGUISHING BADGE



IDENTIFICATION BADGE



SENIOR CADET



LEADING CADET



FIRST CLASS CADET

SPECIALIST BADGES



FIRST AID



LEADERSHIP



NIJMEGEN BADGE



COMMUNICATOR

MARKSMAN BADGES



CORPS MARKSMAN



REGIONAL MARKSMAN



WING MARKSMAN



SQUADRON MARKSMAN

ATC Cadet Badges

DUKE OF EDINGBURGH'S AWARD SCHEME BADGES



BRONZE



SILVER



GOLD

FLYING BADGES



AIR CADET PILOT SCHEME



NAVIGATOR



GLIDING INSTRUCTOR



GLIDER PILOT



BLUE WINGS



SILVER WINGS



GOLD WINGS

BAND BADGES



DRUM MAJOR



DRUMMER



TRUMPETER



INSTRUMENTALIST



PIPER



PIPE MAJOR

Position of ATC Badges on the Brassard

