



**Technical Specification for
BONNET, MAN'S
TAM O'SHANTER,
Royal Regiment of Scotland
And
University Officer Training Corps and Other Non Affiliated
Regiments**

Defence Clothing

Integrated Project Team

PROPERTY OF :-
DEFENCE CLOTHING
INTEGRATED PROJECT TEAM
DE&S Caversfield
Skimmingdish Lane
Bicester
Oxon
OX27 8TS



PREFACETABLE 1 – PRODUCT LIST.

Item Name	BONNET, MAN'S, TAM O'SHANTER, Royal Regiment of Scotland and University Officer Training Corps and Other Non Affiliated Regiments
Nato Stock Number (NSN)	8405-99-130-5507 to 5520 and 8405-99-707-5373 to 5386
Pattern No(s)	22561A & D01426
Development File No	D/DCTA/P3600 (ST) & DCIPT/CST/NR/37/07
Product Support File No.	D/DCTA/502/02 (QPS)

Any colour shown in this document is for representation and must not be used for colour matching.

IPR STATEMENT

This specification contains information which is proprietary to the Secretary of State for Defence and shall remain the property of the Secretary of State. It is issued in strict confidence and must not be seen by any unauthorised person. The specification is supplied solely for the purpose of Information/ Tender/ Contract and shall not be copied or reproduced or used for any other purpose whatsoever without the express prior written permission of the Secretary of State as represented by the Intellectual property rights group.

RECIPIENTS SHOULD ENSURE THAT THE SPECIFICATION THEY HOLD IS IDENTICAL WITH THAT QUOTED IN THE RELATED CONTRACT, ETC.

CROWN COPYRIGHT RESERVED

TABLE 2 – ISSUE RECORD

Issue No	Comments	Issue Date
6	<p>Name change for NSN's 8405-99-130-5507 to 5520 to Bonnet, Man's Tam O'Shanter, UOTC and Other non affiliated Regiments.</p> <p>Addition of NSN's 8405-99-707-5373 to 5386 for Bonnet, Man's Tam O'Shanter, Royal Regiment of Scotland.</p> <p>Plume holder removed.</p> <p>BS3412 removed, not used in body of spec.</p>	19 December 2007
5	NSN's 8405-99-130-5505 and 5506 removed from table 1 and table 6 and other minor alterations	20 May 2003
4	Reformatted, Related specs and docs changed, photograph inserted, tolerances inserted to measurement schedule.	29 April 2003

PART 1

1. THE PRODUCT

- a. Use of the Product. A bonnet with tartan badge for wear by the Royal Regiment of Scotland and a bonnet with no badge for wear by University Officer Training Corps and other non affiliated Regiments. The size schedule provides for fifteen sizes an outsize.

FIGURE 1. Bonnet, Man's Tam O'Shanter, UOTC and Other non affiliated Regiments. Pattern Number 22561A



FIGURE 2. Bonnet, Man's Tam O'Shanter, Royal Regiment of Scotland. Pattern Number D01426



TABLE 3 – RELATED SPECIFICATIONS AND DOCUMENTS

Specification/Document	Detail
BS EN ISO 105 B02 E01 E04 D01	Textiles. Test for Colour Fastness Colour fastness to artificial light: Xenon arc fading lamp test Colour fastness to water Colour fastness to perspiration Colour fastness to dry cleaning
BS EN 12590	Textiles. Industrial Sewing Threads made wholly or partly from Synthetic Fibres.
BS EN 23758	Textiles. Care labelling code using symbols
BS 3870 Parts 1 and 2	Stitches and seams
BS 4560	Specification for fabrics for linings for uniform clothing
BS 5742	Specification for textile labels requiring to be washed and/or dry cleaned
BS 7141 Part 3	Narrow fabrics Specification for Wool Tapes.
UK/SC/5516	Cloths, wool, uniform dress

2. PATTERNS.

a. Master Patterns The DC IPT at Caversfield holds a Master Pattern for this product. Potential contractors may view the pattern on site by arrangement with the DC IPT Commercial Department.

b. Standard Patterns A Standard Pattern may be obtained from the DC IPT Technical Information Office and may be used to provide the criteria for all materials, components and manufacturing features not fully defined in this specification.

PART 23. PRODUCT DESIGN

a. Product Description. An all wool Bonnet worn by the Royal Regiment of Scotland with badge and University Officer Training Corps and other non affiliated Regiments without badge.

TABLE 4 – PRODUCT COMPONENTS

4.1 Body	<ul style="list-style-type: none"> Cloth, wool, uniform dress, Khaki, Pattern No.8846Q, to UK/SC/5516 NATO Stock No.8305-99-869-5454
4.2 Lining	<ul style="list-style-type: none"> Cloth, cotton silesia, plain weave, Black, FS, SF, not sulphur dyed to BS 4560 Ref 1:3
4.3 Bow	<ul style="list-style-type: none"> Tape, textile wool, worsted, Khaki, 22mm wide, Pattern No.9400A to BS 7141 Part 3 NATO Stock No.8315-99-973-0822
4.4 Tourie	<ul style="list-style-type: none"> Wool, Khaki, Pattern No.21650 NATO Stock No.8405-99-132-6011, to comply to the Colour Fastness to Light and Water in Table 10
4.5 Badge for pattern No. D01426	<ul style="list-style-type: none"> Woven, tartan design, overlapped badge. As on standard pattern.
4.6 For all Purposes	<ul style="list-style-type: none"> Thread, corespun to BS EN 12590 Metric Ticket No. 75. An alternative approved by the DC IPT.

TABLE 5 – PRODUCT CONSTRUCTION

5.1 Crown	<ul style="list-style-type: none"> The crown tip, oval in shape, is to comply with the measurements set out in Table 7. The measurements are to be taken from the crown seam. The crown/bevel seam is to be formed using seam type 4.03.03 of BS 3870, with the stitching 0.3cm from the seam. The crown/ bevel seam is to be stitched open.
5.2 Bevel	<ul style="list-style-type: none"> The bevel, cut two-piece, is to be joined at the centre back and at the left side (as worn) with the seam positioned 13.5cm from the centre front of the bonnet, for size 58 and proportionately for other sizes. The seams are to be stitched open.

TABLE 5 – PRODUCT CONSTRUCTION

5.3 Band	<ul style="list-style-type: none"> • The band, 2.5cm deep, of two-fold material, cut one-piece is to be joined with the seam opened and stitched flat in line with the bevel seam at the centre back of the bonnet. • The band is to be sewn to the bevel using seam type 4.03.03 of BS 3870 with the stitching 0.2cm from the seam. The upturn of the band is to be sewn in with the seam stitching. • The bottom edge of the band is to be finished with edge stitching, 0.3cm from the edge.
5.4 Lining	<ul style="list-style-type: none"> • The crown lining, cut one piece and the bevel lining joined at the centre back, are to be sewn together using seam type 1.01.01 of BS 3870. • The lining is to be securely tacked to the band with the lining 2cm from the bottom edge, by hand or machine.
5.5 Bow	<ul style="list-style-type: none"> • The tape textile is to be folded to form a bow, 6cm long and 1.5cm wide, at the centre. • The bow is to be positioned centrally on the band over the seam at the centre back. • The centre and each end of the bow are to be securely sewn to the band with no raw edges evident.
5.6 Tourie	<ul style="list-style-type: none"> • A tourie, identical in size, shape and colour to that on the Standard Pattern is to be securely sewn to the centre of the crown, through the main material only.
5.7 Badge for pattern number D01426.	<ul style="list-style-type: none"> • A woven, tartan design, overlapped badge is to be sewn onto the left-hand side (as worn) with the badge placed centrally over the side seam. • The badge is to be sewn straight along the band edge, as standard pattern.
5.8 Seams and Stitching to BS 3870	<ul style="list-style-type: none"> • Machine stitching is to be stitch type 301, with at least eight but not more than ten stitches per 2cm.
5.9 General	<ul style="list-style-type: none"> • Sewing threads may be treated with stain free lubricants. • All seams are to be free from pucker. • The bonnet is to be free from all ends of sewing thread, be blocked and pressed and delivered in a clean condition. • For hand sewing lining to band, not less than four stitches per 2cm.

TABLE 6 – SCHEDULE OF NATO STOCK NUMBERS AND ACTUAL SIZE OF BONNET

NATO Stock Number 8405-99-130-	Size number/internal circumference of headband
5507	50
5508	51
5509	52
5510	53
5511	54
5512	55
5513	56
5514	57
5515	58
5516	59
5517	60
5518	61
5519	62
5520	Outsize

NATO Stock Number 8405-99-707-	Size number/internal circumference of headband
5373	50
5374	51
5375	52
5376	53
5377	54
5378	55
5379	56
5380	57
5381	58
5382	59
5383	60
5384	61
5385	62
5386	Outsize

TABLE 7 – MEASUREMENTS AND TOLERANCES

- All measurements are in centimetres unless otherwise stated

SIZE	48	49	50	51	52	53	54	55	56	57	58	59	60	61	62	O/S	Tols (mm)		
Crown Tip	All sizes 2.5cm Oval																+		
Crown																		2	2
Length	23	23.3	23.6	23.9	24.2	24.5	24.8	25.1	25.4	25.7	26	26.3	26.6	26.9	27.2	2		2	
Width	17	17.3	17.6	17.9	18.2	18.5	18.8	19.1	19.4	19.7	20	20.3	20.6	20.9	21.2	2		2	
Bevel Depth																			
Centre Front	5.3cm																2	2	
Side seams	6.0cm																2	2	
Centre back	3cm																2	2	
Band depth	2.5cm																2	2	

4. LABELLING Information and format is to be as follows.
- The size number, NATO Stock Number, and the contract number are to be either:
 - a) Clearly marked on a label sewn to the centre of the crown lining.
 - Or
 - b) Clearly printed on a pressure sensitive self adhesive label to be adhered to the centre of the crown lining.
 - Composite label may be used -

Specimen label

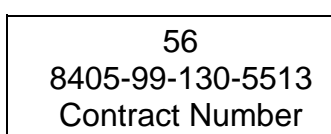


FIGURE 3. Example Identification and marking label
The size number is to be 0.6cm high.

TABLE 9 – CARE LABEL

- Care label: To BS EN 23758.






	Hand Wash with care Dry naturally
	DO NOT BLEACH
	Warm Iron
	Dry Cleanable
	DO NOT TUMBLE DRY

FIGURE 4. Example Care Label

TABLE 10 – COLOUR FAST REQUIREMENTS

Finished Body of the Tam O'Shanter and Tourie is to conform to the following:

Method of Test							
BS EN ISO 105							
B02		E01		D01		E04	
Light (xenon)		Water		Dry Cleaning		Perspiration	
Colour change	Staining	Colour change	Staining	Colour change	Staining	Colour change	Staining
4-5	-	4	3-4	4	4	4	3-4